


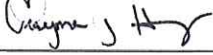

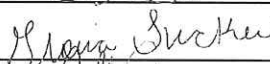
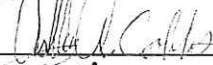

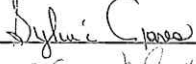

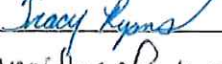
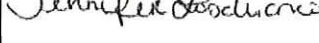


SIGNATURE SHEET

Individuals signing below affirm, under oath pursuant to SC Code 2-2-70, the information contained in this document is accurate as of the date listed, and there is supporting documentation, if requested.

Title	Printed Name	Signature	Section
Agency Director	Freddie B. Pough		Summary
Interim Facility Administrator	Melody Lawson		BRRC
PbS Site Coordinator	Jasmine Johnson		BRRC
Facility Administrator	Crayman Harvey		JDC
PbS Assistant State Coordinator	Niaja Kennedy		JDC
Facility Administrator	Gloria Tucker		CEC
PbS Site Coordinator	Ashley Cobbs		CEC
Facility Administrator	Chenelle Okoro		MEC
PbS Site Coordinator	Sylvia Jones		MEC
Facility Administrator	Clayton Garvin		UEC
PbS Site Coordinator	Tracy Ryans		UEC
Director of Community Alternatives	Jennifer Loschiavo		Aspen, Beaufort, Georgetown, Piedmont, Bennettsville, Sandhills, White Pines 1 & 2, Generations, Ghigau, YDC

SCDJJ Monthly Dashboard

SUMMARY

Individuals signing below affirm, under oath pursuant to SC Code 2-2-70, the information contained in this document is accurate as of the date listed, and there is supporting documentation, if requested.
Accurate as of the following date:

Agency Director: Freddie B. Pough

		Number of Juveniles Served by DJJ			Notes	Data Source
	Nov-18	Dec-18	Monthly Change			
Community Based Services						
# of new juveniles referred to DJJ	1,044	930	-11%		JJMS (Juvenile Justice Management System)	
# of juveniles in Diversion Status	1,129	1,396	24%		JJMS (Juvenile Justice Management System)	
# of juveniles in Probation Status	2,353	2,302	-2%		JJMS (Juvenile Justice Management System)	
# of juveniles in Parole Status	142	139	-2%		JJMS (Juvenile Justice Management System)	
DJJ Juvenile Detention Center (JDC) — Hardware Secure Facility						
Number of Juveniles in the DJJ Detention Center	147	157	7%	Number of unique youth with a location hold record in the DJJ Detention Center during the month	JJMS (Juvenile Justice Management System)	
Evaluation Centers — Hardware Secure Facility						
Coastal Evaluation Center	87	83	-5%	Number of unique youth with a location hold record in the Coastal Evaluation Center during the month	JJMS (Juvenile Justice Management System)	
Midlands Evaluation Center	98	105	7%	Number of unique youth with a location hold record in the Midlands Evaluation Center during the month	JJMS (Juvenile Justice Management System)	
Upstate Evaluation Center	104	94	-10%	Number of unique youth with a location hold record in the Upstate Evaluation Center during the month	JJMS (Juvenile Justice Management System)	
Broad River Road Complex (BRRC) — Hardware Secure Facility						
Number of Juveniles at BRRC	131	130	-1%	Number of unique youth with a location hold record at the Broad River	JJMS (Juvenile Justice Management System)	
Community Residential Placements — Staff Secure Facility						
Marine/Wilderness Camps (11)	198	217	10%	Number of unique juveniles with a location hold record	JJMS (Juvenile Justice Management System)	
Total number of juveniles under supervision	5,433	5,553	2%	Total of the number of new youth referred to DJJ, the number of juveniles in Diversion status, the number of juveniles in Probation and Parole status, and the number of juveniles in all facilities, to include secure facilities and	JJMS (Juvenile Justice Management System)	

DJJ PROCESS

1. Most juveniles enter the juvenile justice system in South Carolina when they are taken into custody by law enforcement and referred to DJJ. Juveniles may also be referred to DJJ by a Circuit Solicitor, parent, or a school.
2. Most juveniles are released to their parents by law enforcement pending referral to DJJ. Law enforcement might also elect to send a juvenile to a SC juvenile detention center, pending a hearing. DJJ conducts intake interviews with juveniles and their
3. DJJ makes recommendations to the Circuit Solicitor's Office regarding the case.
Juvenile at County Detention Center or JDC (This last statement is not accurate. Juveniles can be placed in a number of places including STAP placements or remain at home. In FY 2015-2016 of the 15,429 cases to the solicitor only 3,262 were
4. Solicitor chooses to (A) dismiss case entirely; (B) divert a juvenile to a community program (such as a drug court or juvenile arbitration program); (C) require the juvenile to make restitution for the offense; or (D) proceed with prosecution:
Juvenile at County Detention Center or DJJ Juvenile Detention Center while Solicitor makes a decision. Juveniles can also be placed in a other locations including STAP placements or remain at home. Most children remain at home.
5. If a Solicitor chooses to prosecute, the case proceeds to Court.
6. The Family Court Judge finds the juvenile "not delinquent" (not guilty) or "delinquent" (guilty) after a plea or a trial.
A judge may request a DJJ evaluation of the child before making his final dispositional (or sentencing) decision. This involves psychological, social, and educational evaluations conducted either in the community or at one of DJJ's three
Juvenile at Juvenile Detention Center or Secure Evaluation Center while awaiting, and during, trial and sentencing.
Juveniles can also be placed in a number of places including STAP placements or remain at home. Also, if they are not
7. If the juvenile is "adjudicated delinquent" (found guilty), the judge may (A) put the juvenile on probation; (B) give a "determinate" (fixed amount of time) commitment; or (C) give an "indeterminate" commitment.
If on probation, Juvenile remains in the community either in placement or at home
If determinate or indeterminate commitment, Juvenile goes to Admissions at one of the three Evaluation Centers
8. Indeterminate commitment is when a juvenile is held for a indefinite period of time, up to age 21. Upon commitment, a juvenile will be given a time range or "guideline," determined by the state Board of Juvenile Parole (for all felonies and select misdemeanors) or DJJ's release authority (for most misdemeanors and all status offenses). This range is based on the severity of the juvenile's offense and his history of previous offenses. These guidelines can run anywhere from 1-3 months up to 36-54
9. Juveniles may be (A) paroled prior to their minimum guideline for exceptional behavior and progress; (B) granted unconditional release; or (C) granted a conditional release which might involve requiring the juvenile to complete a local aftercare program or program at a wilderness camp or group home. A conditional release also involves a period of parole

SCDJJ Monthly Dashboard

DEFINITIONS		
Term	Defined by	Definition
Adjudicated	DJJ	A judicial determination at the trial or plea phase in family court that renders a juvenile charged with one or more offenses delinquent.
Administrative Hold	DJJ	Administrative Holds are a family of statuses that have no severity weighting, or common offense category. Examples of administrative holds include (but are not limited to): Pickup Order, Protective Custody, House Arrest Order, Bench Warrant, Judicial Detained, Administrative Hold, and Jail Removal from Home.
Assault	PbS	Any instance in which a youth or staff member is involved in a physical contact with another individual(s), even if no one is injured. This includes unprovoked and provoked attacks and sexual assaults. Distinctions should be made between assaults and fights where fights are defined as mutual physical attacks. This distinction was made for analysis purposes to further define assaults.
Committed (Admissions)	DJJ	A juvenile who is legally committed to the Department of Juvenile Justice for a determinate or indeterminate period of time and housed at a DJJ Evaluation Center awaiting placement at a secure facility or an alternative setting.
Contraband	PbS	Any item(s) introduced or found in the facility, including improperly possessed drugs (whether illegal or legal) and weapons, that are expressly prohibited by those legally charged with the responsibility for the administration and/or operation of the facility. For PbS data collection purposes; <ul style="list-style-type: none"> - Contraband Weapons include possessing an item or items that have been made or adapted for use as weapon and may cause injury or bodily harm. - Contraband Drugs include possessing or using any unauthorized substance, including controlled substance or intoxicants [including alcohol or tobacco] and medications that have been hoarded and/or not prescribed for use of the resident by agency or facility healthcare staff. - Contraband Other include all items prohibited by agency or facility management based on written policy, e.g. jewelry, money, pornography and cell phones.
Daily Summary Database (Juvenile Detention Center System)	DJJ	The Juvenile Tracking Database that is used to capture the daily admission and release of juveniles at the SC DJJ Juvenile Detention Center.
Detention Facility	DJJ	A secure facility used to hold pre-adjudicatory juveniles on a temporary basis. Juveniles in detention are usually there as they await a trial or plea date, court processing or transportation to an institution.
Discharge/Termination - Successful	DJJ	In regards to community alternative placement, this means...The juvenile successfully completed the program and returned to the community.
Discharge/Termination - Unsuccessful	DJJ	In regards to community alternative placement, this means...The juvenile was not successful in completing the alternative placement and was removed from the program.
Diversion	DJJ	To redirect a case to a special program or arrangement as an alternative to adjudication is diversion. Some common diversion programs include arbitration, juvenile PTI and Drug Court.
DJJ Event Report	DJJ	A written report that is required for each incident, accident, injury or other significant event that occurs involving juveniles, employees, volunteers, and/or visitors occurring at and/or related to DJJ. This document is sometimes (incorrectly) referred to as an ERMIS.
Escape	DJJ	A detained or committed juvenile leaves a secure facility or a community residential placement unofficially or illegally.
Event Reporting Management Information System (ERMIS)	DJJ	An application that manages an event database that maintains reported events involving serious incidents or accidents related to DJJ staff, juveniles, or DJJ facilities. This database is the source for incident reporting, statistics, and trends.
Fight	PbS	A fight is defined as a mutual physical assault between two or more youth. It is a subcategory of youth on youth assault.

SCDJJ Monthly Dashboard

Incident	PbS	<p>An event or crisis that may compromise the safety and security of staff and residents, and requires staff response and written documentation. Such events occur within the facility (although they may be precipitated by events outside the facility) and may involve staff, youths, or others.</p> <p>Examples include assault, escapes, evacuations, vehicular accidents, abuse, disturbances, or riots. Incident also refers to situations of environmental risk, such as broken glass, blocked emergency exits, etc. Some incidents may be resolved without injury to staff or residents. However, some incidents may result in injury, the use of restraint(s), and/or the filing of misconduct charges that may result in punitive sanctions to youth or disciplinary action to staff.</p>
Injury (i.e., Recreational; youth "injured" by staff or staff "injured" by youth)	PbS	Any instance in which a youth or staff member is hurt even if treatment is not provided. This includes minor injuries such as scratches or swelling, injuries from assaults/fights, accidental injuries from playing sports or other environmental hazards, cases where a youth or staff member is injured during the application of restraints.
Intake	DJJ	A meeting held by a DJJ Community Specialist with referred juvenile offenders and their parent or guardian to gather information and assess needs pertaining to the juvenile and his or her family.
Isolation	PbS	Any instance when a youth is confined alone for cause or punishment for 15 minutes or more in a room other than the room or cell in which he or she usually sleeps. Isolation can occur in locked or unlocked rooms but cannot occur in large dormitories. For the purposes of PbS data collection, this does not include protective isolation (for injured youths or youths whose safety is threatened), does not include youth in medical isolation, routine isolation at the time of the youth's admission, or isolation that is requested by the youth. (See Room Confinement)
Juvenile Room Confinement/Isolation Record Sheet and Cell Check Log form	DJJ	A form used by DJJ staff in Hardware secure facilities to document the visual checks of juveniles placed in isolation or room confinement. Juveniles on room confinement or isolation are required to be assessed by staff at least every 15 minutes until all calm, cooperative and safe criteria are met. Staff observations and/or interactions are to be recorded on the Juvenile Room Confinement/Isolation Record Sheet and Cell Check Log.
Juveniles with Serious Mental Illness (Formerly known as DMH Subclass Youth)	DJJ	<p>Using diagnoses as delineated in the DSM-5, any juvenile who has been professionally diagnosed as having any of the following illnesses shall be considered seriously mentally ill:</p> <ol style="list-style-type: none"> 1. Psychotic Disorders (Schizoaffective Disorder, Delusional Disorder and Psychotic Disorder Unspecified and Specified) – Not Substance Induced 2. Major Depressive Disorder, Recurrent and Single Episode - Not Substance Induced 3. Bipolar Disorder (All Subtypes except Bipolar Unspecified) 4. Attention Deficit/Hyperactivity Disorder – Severe 5. Personality Disorders (Borderline, Paranoid, Schizoid, Schizotypal and Personality Disorder Other Specified) 6. Cyclothymic or Persistent Depressive Disorder 7. Post-Traumatic Stress Disorder 8. Generalized Anxiety Disorder; Obsessive Compulsive Disorder 9. Anorexia Nervosa; Bulimia Nervosa 10. Disruptive Mood Dysregulation Disorder <p>The above diagnoses are presumptively considered by diagnosis as requiring treatment services beyond the capability of DJJ. Juveniles meeting the above diagnostic criteria are to be transferred to the Department of Mental Health for treatment.</p>
Juveniles with Severe Intellectual Disabilities (Formerly known as DDSN Subclass Youth)	DJJ	Juveniles who are determined to have a moderate or below intellectual disability (i.e., IQs of approximately 55 or below with concurrent deficits in adaptive functioning) are identified as juveniles with Severe Intellectual Disabilities. Additionally, juveniles who are found to have Mild Intellectual Disabilities (i.e., IQs of approximately 55 to 70 with concurrent deficits in adaptive functioning) may also be meet inclusion criteria, if upon further assessment, they are determined to be unable to care for themselves in the DJJ environment, unable to protect themselves due to their mental condition or fail to demonstrate sufficient judgement and ability to follow and understand instructions so as to benefit from DJJ programs.

SCDJJ Monthly Dashboard

Mechanical restraint	PbS	Mechanical devices used to prevent an uncontrollable youth from injuring him or herself or others. Mechanical restraints may only be used for short periods of time and must be used under medical supervision. Restraints should never be used as punishment for misconduct. Mechanical restraints used for the routine transport or movement of youth should not be included in PbS data collections. However, mechanical restraints used for transporting a youth from a housing unit to isolation in either an individual room or isolation unit should be counted.
Officer to Juvenile Ratio	DJJ	DJJ has adopted the PREA Juvenile Facility Standard 115.313. Under these standards, secure juvenile facilities are required to maintain staff ratios of a minimum of 1:8 during resident waking hours and 1:16 during resident sleeping hours, except during limited and discrete exigent circumstances. DJJ is working to meet this standard. However, due to staffing shortages, DJJ is currently operating at a 1:10 average juvenile to staff ratio at the Broad River Road Complex (BRRRC) and a 1:20 juvenile to staff ratio average at the Evaluation Centers. The Juvenile Detention Center operates within the 1:8 juvenile to staff ratio average on a frequent basis, except in extenuating circumstances.
Parole (Conditional Release)	DJJ	A S.C. Juvenile Parole Board/DJJ Release Authority action allowing a committed juvenile to return to the community on aftercare status, under supervision/authority of the Parole Board/Release Authority, and subject to the general/specific rules established by the Parole Board/Release Authority.
Performance Based Standards(PbS)	PbS	PbS is a project, of the Office of Juvenile Justice and Delinquency Prevention (OJJDP), that sets national standards for safety, security, order, health/mental, education and other programming within facilities, and preparation for community reintegration.
PbS Site Coordinator		The designated PbS trained staff member at each site. This individual serves as PbS chair, oversees PbS practices, collects accurate data, works with and trains staff for PbS administration and reporting.
Physical Restraint	PbS	Facility authorized and trained holds used by staff to subdue an otherwise uncontrollable youth in order to prevent the youth from injuring him or herself, or others. Does not include escort techniques and routine contact with compliant youths. Restraints should never be used as punishment for misconduct.
Placement - Higher level of care	DJJ	In regards to community alternative placement, this means...Upon discharge from the program, the juvenile went to a higher level of care (more intensive placement)
Placement - Same Level of care	DJJ	In regards to community alternative placement, this means...Upon discharge from the program, the juvenile went to another program at the same level of care (intermediate or intensive)
Placement - Home	DJJ	In regards to community alternative placement, this means...Upon discharge from the program, the juvenile went home
Placement - In Patient Psychiatric	DJJ	In regards to community alternative placement, this means...Upon discharge from the program, the juvenile went to an in-patient psychiatric placement.
Placement - In Patient Substance Abuse	DJJ	In regards to community alternative placement, this means...Upon discharge from the program, the juvenile went to an in-patient substance abuse treatment placement
Placement - Lower level of care	DJJ	In regards to community alternative placement, this means...Upon discharge from the program, the juvenile went to a lower level program (ex. From Intensive to Intermediate).
Placement - Secure Custody	DJJ	In regards to community alternative placement, this means...Upon discharge from the program, the juvenile went to detention or a DJJ hardware secure facility.
Probation	DJJ	A court disposition that does not involve confinement, but imposes conditions on and supervision of a juvenile adjudicated delinquent for one or more offense. In South Carolina, juvenile probation can last up until the juvenile's 18 th birthday. Juveniles who are on probation remain under the authority of the family court and will be "violated" for failing to abide by the terms and conditions of their probation orders. Probation violations are contempt actions and may result in new and/or stricter sanctions for the juvenile found to be in violation of his or her prior court order. DJJ provides juveniles with three levels of community based supervision according to need and risk: standard supervision, moderate supervision and intensive supervision.

SCDJJ Monthly Dashboard

Prohibited Items	DJJ	<p>Items that are prohibited from DJJ hardware secure facilities. These items are not permitted to be in the possession of any person while within the fences of DJJ secure facilities. These Prohibited Property items include:</p> <ul style="list-style-type: none"> • Weapons (includes firearms, knives, blades of any kind, clubs, billies, tasers, or mace) • Illegal drugs and substances • Alcoholic beverages • Tobacco products • Matches, lighters, and any type of igniting device • Pornographic materials • Gang-related materials • Any other item as may be determined by the Agency Director upon notification
Room Confinement	PbS	<p>Any instance when a youth is confined for cause or punishment for 15 minutes or more in the room or cell in which he or she usually sleeps (rather than being confined in an isolation cell or room.) Youths may be transferred to a designated unit for confinement (e.g., a segregation or program separation unit.) Room confinement may occur in locked or unlocked rooms but cannot occur in large dormitories. For the purposes of PbS data collection, this does not include time when a youth asks to go to his room or youth on medical room confinement. Any instance of room confinement of 15 minutes or more is a reportable PbS incident event. (See Isolation)</p>
Runaway		<p>A juvenile NOT in Commitment status (meaning on probation status) in an alternative placement facility leaves the facility unofficially or illegally.</p>
Hardware Secure Facility	DJJ	<p>A "hardware secure" custodial facility designed to provide assessment, treatment and education to committed juveniles while ensuring public protection by removing a committed juvenile from the community.</p>
Sexual Assault	PbS	<p>Sexual abuse of an inmate, detainee, or resident by another inmate, detainee, or resident includes any of the following acts, if the victim does not consent, is coerced into such act by overt or implied threats of violence, or is unable to consent or refuse:</p> <ul style="list-style-type: none"> • Contact between the penis and the vulva or the penis and the anus, including penetration, however slight; • Contact between the mouth and the penis, vulva or anus; • Penetration of the anal or genital opening of another person, however slight, by a hand, finger object, or other instrument; and • Any other intentional touching, either directly or through the clothing, of the genitalia, anus, groin, breast, inner thigh, or the buttocks of another person, excluding contact incidental to a physical altercation.
Sexual Abuse	PbS	<p>Sexual abuse of an inmate, detainee, or resident by a staff member, contractor, or volunteer includes any of the following acts, with or without consent of the inmate, detainee, or resident:</p> <ul style="list-style-type: none"> • Contact between the penis and the vulva or the penis and the anus, including penetration, however slight; • Contact between the mouth and the penis, vulva, or anus; • Contact between the mouth and any body part where the staff member, contractor, or volunteer has the intent to abuse, arouse, or gratify sexual desire; • Penetration of the anal or genital opening, however slight, by a hand, finger, object, or other instrument, that is unrelated to official duties or where the staff member, contractor, or volunteer has the intent to abuse, arouse, or gratify sexual desire; • Any other intentional contact, either directly or through the clothing, of or with the genitalia, anus, groin, breast, inner thigh, or the buttocks, that is unrelated to official duties or where the staff member, contractor, or volunteer has the intent to abuse, arouse, or gratify sexual desire; • Any attempt, threat, or request by a staff member, contractor, or volunteer to engage in the activities described above; • Any display by a staff member, contractor, or volunteer of his or her uncovered genitalia,

SCDJJ Monthly Dashboard

Sexual inappropriate behavior	PbS	Inappropriate sexual behaviors include a continuum of activities, regardless of voluntariness that may include otherwise developmentally normative behaviors, norm-violating behaviors, sexual harassment, exploitation/taking unfair advantage of another, and sexual assault. Sexually inappropriate behaviors may present a problem to the person who commits them (e.g., risk of harm or other consequences), others (violates rules, norms or values and/or makes others uncomfortable), or are abusive (lack of consent, inequity, coercion) or illegal (as defined by statute or case law). Minimally, they violate a facility's rules and policies, and they may also be abusive or illegal.
Status Offender		A juvenile who has committed an act which would not be a crime if committed by an adult, i.e.: Incurrigibility, Runaway, and Truancy.
Subclass Chart	DJJ	An excel spreadsheet containing the names, qualifying diagnoses and other pertinent information (i.e. date of birth, date of commitment , mental health diagnoses, charges, date of placement, and date of release, if applicable) of juveniles with serious mental illness or severe intellectual disabilities, formerly referred to as the Subclass Population. (See definitions for Juveniles with Serious Mental Illness and Juveniles with Severe Intellectual Disabilities .)

SCDJJ Monthly Dashboard

BROAD RIVER ROAD COMPLEX (BRRC) Columbia, SC - Broad River Road

Individuals signing below affirm, under oath pursuant to SC Code 2-2-70, the information contained in this document is accurate as of the date listed, and there is supporting documentation, if requested.
Accurate as of the following date: 14-Jan-19
Facility Administrator: Melody Lawson
PbS Site Coordinator(s): Jasmine Johnson

Facility		
Type of Facility	Hardware Secure Facility	
Campuses housing juveniles	Birchwood (opened 1975); John G. Richards (opened 1966); and Willow Lane (opened 1966, originally as Riverside School for Girls)	
Facility, Unit, Capacity, & Gender	Unit	Gender
	Magnolia	Male/Female (overflow dorm, used as needed)
	Maple	Male
	Holly	Male
	Myrtle	Male
	Crisis Management Unit	Male/Female
	Intensive Treatment Unit	Male
	Poplar	Male
	Cypress	Male
	Willow	Female

Juveniles					
Officer to Juvenile Ratio	1:10 (See Officer to Juvenile Ratio Definition)				
Type of Juveniles Housed	Adjudicated Delinquent and Committed to DJJ on Determinate or Indeterminate Sentences				
Max Stay	19.5 years old				
Number of...	Fiscal Year to Date	Nov-18	Dec-18	Notes	Data Source
Juveniles	842	131	130	Number of unique youth with a location hold record at the Broad River Road Complex during the month	JJMS (Juvenile Justice Management System)
Number of Juveniles by Most Serious Offense...	Fiscal Year to Date	Nov-18	Dec-18	If a juvenile has multiple offenses, the juvenile is classified by the most serious offense	JJMS (Juvenile Justice Management System)
Status offenses as defined in SC Code 63-19-20(9)	0	0	0		JJMS (Juvenile Justice Management System)
Probation violation of Status offenses	2	1	1		JJMS (Juvenile Justice Management System)
Contempt of court violation of Status offenses	2	1	1		JJMS (Juvenile Justice Management System)
Violent Crime offenses as defined in SC Code 16-1-60	198	38	33		JJMS (Juvenile Justice Management System)
Probation Violations for felony offenses	244	40	43		JJMS (Juvenile Justice Management System)
All other felony offenses	216	29	29		JJMS (Juvenile Justice Management System)
Probation violation for misdemeanor offenses	70	8	9		JJMS (Juvenile Justice Management System)
All other misdemeanor offenses	64	13	0		JJMS (Juvenile Justice Management System)
Administrative holds	16	1	0		JJMS (Juvenile Justice Management System)
Juveniles with Serious Mental Illness (Formerly known as DMH Subclass Youth)	7	0	0	The count reflects the number of newly identified juveniles determined to have a serious mental illness that qualifies them for services under the DJJ/DMH Memorandum of Agreement. See Definitions Section.	Subclass Chart
Juveniles with Severe Intellectual Disabilities (Formerly known as DDSN Subclass Youth)	0	0	0	The count reflects the number of newly identified juveniles determined to have a severe intellectual disability that qualifies them for services under the DJJ/DDSN Memorandum of Agreement. See Definitions Section.	Subclass Chart

Facility Management, Security, & Data Collection	
Facility Administrator	Melody Lawson (December 2018 - Present)
PbS Site Coordinator	Jasmine Johnson (April 2, 2018-Present)

Data Collected, Tracked, and Reported					
Number of ...	Fiscal Year to Date	Nov-18	Dec-18	Notes	Data Source
Deaths	0	0	0		Monthly PbS Site Data
Escapes	0	0	0		Monthly PbS Site Data
Staff					
Security staff assigned to the site (# Total, Females, Males)	N/A	T-197/F-104/M-93	T-192/F-100/M-92		Monthly PbS Site Data
Staff recognitions such as Employee of the month, etc. [do not include name(s)]	7	2	3		Monthly PbS Site Data
Reported incidents of assaults on staff by juvenile	46	3	12		Monthly PbS Site Data
Reported incidents of injuries to staff	1	0	0		Monthly PbS Site Data
Reported incidents of staff injuries (by juveniles)	0	0	0		Monthly PbS Site Data
Fights and Assaults					
Reported incidents of assaults on juvenile by juvenile	39	5	6		Monthly PbS Site Data
Reported incidents of fights	62	7	6		Monthly PbS Site Data
Reported incidents of assault on juvenile by staff	2	0	0		Monthly PbS Site Data
Restraints & Isolation					
Physical restraint use	49	7	11		Monthly PbS Site Data
Mechanical restraint use	92	10	20		Monthly PbS Site Data
Injuries due to restraints	8	1	5		Monthly PbS Site Data
Total Hours of Isolation time	17542	2284	3843		Monthly PbS Site Data
Total Use of Isolation (number of times Isolation was used)	538	67	101		Monthly PbS Site Data
Other Juvenile Injuries					
Injuries to juvenile by juvenile	56	6	6		Monthly PbS Site Data
Injuries to juvenile by staff	1	0	0		Monthly PbS Site Data
Recreation injuries	30	4	4		Monthly PbS Site Data
Other injuries (accidental/self)	19	3	3		Monthly PbS Site Data
Total Injuries to Juvenile	112	14	18		Monthly PbS Site Data
Sexual Behavior					
Reported incidents of sexual inappropriate behavior	24	2	5		Monthly PbS Site Data
Reported incidents of sexual assault of any type involving any person while on state owned or contracted property, or while under the custody of DJJ	0	0	0		Monthly PbS Site Data
Reported incidents of abuse (sexual) allegation of a juvenile (actual or suspected) of any degree or nature	0	0	0		Monthly PbS Site Data
Contraband					
Contraband weapons	5	2	1		Monthly PbS Site Data
Contraband drugs	15	5	4		Monthly PbS Site Data
Contraband other	22	4	2		Monthly PbS Site Data
Property Damage or Riots					
Reported incidents involving damage to state property	17	0	2		Monthly PbS Site Data
Reported incidents of arson/attempted arson by a juvenile to any property	0	0	0		Monthly PbS Site Data
Reported incidents of Riot - Engaging in a major riot	0	0	0		Monthly PbS Site Data
Reported incidents of riot - Inciting a major riot	0	0	0		Monthly PbS Site Data

SCDJJ Monthly Dashboard

JUVENILE DETENTION CENTER (JDC)

Columbia, SC - Shivers Road

Individuals signing below affirm, under oath pursuant to SC Code 2-2-70, the information contained in this document is accurate as of the date listed, and there is supporting documentation, if requested.

Accurate as of the following date: 14-Jan-19
Facility Administrator: Crayman Harvey
PbS Site Coordinator(s): Nijia Kennedy

Facility															
Type of Facility	Detention — Hardware Secure Facility														
Buildings housing juveniles	Single building (new, expanded version opened 2001, replacing a historically overcrowded facility)														
Unit, Capacity & Gender	<table> <tr> <th>Unit</th><th>Capacity</th></tr> <tr> <td>A Wing</td><td>12</td></tr> <tr> <td>B Wing</td><td>12</td></tr> <tr> <td>C Wing</td><td>12</td></tr> <tr> <td>D Wing</td><td>12</td></tr> <tr> <td>E Wing</td><td>12</td></tr> <tr> <td>F Wing</td><td>12</td></tr> </table>	Unit	Capacity	A Wing	12	B Wing	12	C Wing	12	D Wing	12	E Wing	12	F Wing	12
Unit	Capacity														
A Wing	12														
B Wing	12														
C Wing	12														
D Wing	12														
E Wing	12														
F Wing	12														

Juveniles	
Officer to Juvenile Ratio	1: 8 See Officer to Juvenile Ratio Definition
Type of Juveniles Housed	Juveniles awaiting hearing/trial in Family Court, juveniles on an administrative hold, and 16-year-old adults charged in General Sessions Court
Max Stay	No maximum for juveniles (16-year-old-adults held until their 17th birthday)

Number of...	Fiscal Year to Date	Nov-18	Dec-18	Notes	Data Source
Juveniles	917	147	157	Number of juveniles in the facility at the beginning of the month plus the number of new juveniles admitted during the month. If a juvenile is admitted multiple times during the month and the period of separation between admissions is greater than 12 hours, the juvenile admission is counted more than once.	JJMS (Juvenile Justice Management System)
Detained (Family Court)	794	128	136		JJMS (Juvenile Justice Management System)
Detained (General Sessions)	122	19	18		JDC Daily Summary
Adjudicated	0	0	0		
Number of Juveniles by Most Serious Offense...	Fiscal Year to Date	Nov-18	Dec-18	Notes	Data Source
Status offenses as defined in SC Code 63-19-20(9)	60	0	0	If a juvenile has multiple offenses, the juvenile is classified by the most serious offense; the offenses reflected are for family court juveniles only.	JJMS (Juvenile Justice Management System)
Probation violation of Status offenses	7	9	9		JJMS (Juvenile Justice Management System)
Contempt of court violation of Status offenses	0	2	1		JJMS (Juvenile Justice Management System)
Violent Crime offenses as defined in SC Code 16-1-60	229	0	0		JJMS (Juvenile Justice Management System)
Probation Violations for felony offenses	1	41	38		JJMS (Juvenile Justice Management System)
All other felony offenses	183	0	1		JJMS (Juvenile Justice Management System)
Probation violation for misdemeanor offenses	17	26	30		JJMS (Juvenile Justice Management System)
All other misdemeanor offenses	192	3	4		JJMS (Juvenile Justice Management System)
Administrative holds	209	26	40		JJMS (Juvenile Justice Management System)

Facility Management, Security, & Data Collection	
Facility Administrator	Crayman Harvey (June 2015 - Present)
PbS Site Coordinator	Nijia Kennedy (June 2018- Present)

Data Collected, Tracked, and Reported					
Number of ...	Fiscal Year to Date	Nov-18	Dec-18	Notes	Data Source
Deaths	0	0	0		Monthly PbS Site Data
Escapes	0	0	0		Monthly PbS Site Data
Staff					
Security staff assigned to the site (# Total, Females, Males)	0	T-82/F-43/M/39	T-70/F-35/M-35		Monthly PbS Site Data
Staff recognitions such as Employee of the month, etc. [do not include name(s)]	2	0	0		Monthly PbS Site Data
Assaults on staff by juvenile	16	2	3		Monthly PbS Site Data
Injuries to staff	1	0	0		Monthly PbS Site Data
Staff Injuries (by juveniles)	0	0	0		
Fights and Assaults					
Assaults on juvenile by juvenile	32	4	5		Monthly PbS Site Data
Fights	16	6	3		Monthly PbS Site Data
Assault on juvenile by staff	0	0	0		Monthly PbS Site Data
Restraints & Isolation					
Physical restraint use	46	8	7		Monthly PbS Site Data
Mechanical restraint use	3	0	0		Monthly PbS Site Data
Injuries due to restraints	10	1	0		Monthly PbS Site Data
Total use of isolation, room confinement, segregation/special management unit use	111	30	8		Monthly PbS Site Data; Juvenile Room Confinement/Isolation Record Sheet and Cell Check Log form
Other Juvenile Injuries					
Injuries to juvenile by juvenile	44	12	4		Monthly PbS Site Data
Injuries to juvenile by staff	0	0	0		Monthly PbS Site Data
Recreation injuries	15	1	2		Monthly PbS Site Data
Other injuries (accidental/self)	10	1	7		Monthly PbS Site Data
Total injuries to juvenile	69	14	13		Monthly PbS Site Data
Sexual Behavior					
Sexual inappropriate behavior	3	1	0		Monthly PbS Site Data
Sexual assault of any type involving any person while on State owned or contracted property, or while under the custody of DJJ	0	0	0		Monthly PbS Site Data
Abuse (sexual) allegation of a juvenile (actual or suspected) of any degree or nature	0	0	0		Monthly PbS Site Data
Contraband					
Contraband weapons	1	0	0		Monthly PbS Site Data
Contraband drugs	4	2	0		Monthly PbS Site Data
Contraband other	9	2	3		Monthly PbS Site Data
Property Damage or Riots					
Incidents involving damage to state property	3	2	1		Monthly PbS Site Data
Arson/attempted arson by a juvenile to any property	0	0	0		Monthly PbS Site Data
Riot - Engaging in a major riot	0	0	0		Monthly PbS Site Data
Riot - Inciting a major riot	0	0	0		Monthly PbS Site Data

SCDJJ Monthly Dashboard

COASTAL REGIONAL EVALUATION CENTER (CEC)

Ridgeville, SC (Charleston)

Individuals signing below affirm, under oath pursuant to SC Code 2-2-70, the information contained in this document is accurate as of the date listed, and there is supporting documentation, if requested.

Accurate as of the following date: 14-Jan-19
 Facility Administrator: Gloria Tucker
 PbS Site Coordinator(s): Ashley Cobbs

Type of Facility	Administration and Buildings
Buildings housing juveniles	Assessment and Admissions Facility — Hardware Secure
Unit, Capacity & Gender	Single building (opened 2002)
	Unit Capacity
	Diamond Pod 42
	Charlie Pod 22
	Echo Pod 24
	Delta Pod 24

Officer to Juvenile Ratio	1:20	See Officer to Juvenile Ratio Definition
Type of Juveniles Housed	Court ordered evaluation and admissions youth	
Max Stay	45 days for evaluation; admissions stay varies in length	

Number of...	Fiscal Year to Date	Nov-18	Dec-18	Notes	Data Source
Juveniles	516	87	83	Number of unique youth with a location hold record in the Coastal Evaluation Center during the month. If a juvenile is Undergoing Evaluation and is Committed (Admissions), the juvenile is only counted in the Committed (Admissions) group.	JJMS (Juvenile Justice Management System)
Undergoing evaluation	311	55	50		JJMS (Juvenile Justice Management System)
Committed (Admissions)	205	32	33		JJMS (Juvenile Justice Management System)
Number of Juveniles by Most Serious Offense...	Fiscal Year to Date	Nov-18	Dec-18	Notes	Data Source
Status offenses as defined in SC Code 63-19-20(9)	32	8	6	If a juvenile has multiple offenses, the juvenile is classified by the most serious offense.	JJMS (Juvenile Justice Management System)
Probation violation of Status offenses	20	7	4		JJMS (Juvenile Justice Management System)
Contempt of court violation of Status offenses	17	1	0		JJMS (Juvenile Justice Management System)
Violent Crime offenses as defined in SC Code 16-1-60	25	2	3		JJMS (Juvenile Justice Management System)
Probation Violations for felony offenses	48	7	6		JJMS (Juvenile Justice Management System)
All other felony offenses	119	24	24		JJMS (Juvenile Justice Management System)
Probation violation for misdemeanor offenses	104	15	18		JJMS (Juvenile Justice Management System)
All other misdemeanor offenses	138	20	20		JJMS (Juvenile Justice Management System)
Administrative holds	13	3	2		JJMS (Juvenile Justice Management System)
Juveniles with Serious Mental Illness or Severe Intellectual Disabilities (Formerly referred to as Subclass Population)	6	1	1	The count reflects the number of newly identified juveniles determined to have a serious mental illness or severe intellectual disability that qualifies them for services under the DJJ/DMH or DJJ/DDSN Memorandum of Agreement. See Definitions Section.	Subclass Chart

Facility Administrator	Facility Management, Security, & Data Collection
PbS Site Coordinator	Gloria Tucker (August 1, 2018 - Present) Ashely Cobbs (May 17, 2018 - Present)

Number of...	Fiscal Year to Date	Nov-18	Dec-18	Notes	Data Source
Deaths	0	0	0		Monthly PbS Site Data
Escapes	0	0	0		Monthly PbS Site Data
Staff					
Security staff assigned to the site (# Total, Females, Males)	N/A	T 34/ F-22/M- 12	T 32/F-21/ M- 11		Monthly PbS Site Data
Staff recognitions such as Employee of the month, etc. [do not include name(s)]	6	0	5		Monthly PbS Site Data
Assaults on staff by juvenile	8	0	1		Monthly PbS Site Data
Injuries to staff	2	0	1		Monthly PbS Site Data
Staff Injuries (by juveniles)	3	0	1		Monthly PbS Site Data
Fights and Assaults					
Assaults on juvenile by juvenile	51	10	10		Monthly PbS Site Data
Fights	40	7	6		Monthly PbS Site Data
Assault on juvenile by staff	3	0	0		Monthly PbS Site Data
Restraints & Isolation					
Physical restraint use	64	9	11		Monthly PbS Site Data
Mechanical restraint use	4	0	2		Monthly PbS Site Data
Injuries due to restraints	2	0	0		Monthly PbS Site Data
Total use of isolation, room confinement, segregation/special management unit use	161	38	12		Monthly PbS Site Data; Juvenile Room Confinement/Isolation Record Sheet and Cell Check Log form
Other Juvenile Injuries					
Injuries to juvenile by juvenile	44	11	7		Monthly PbS Site Data
Injuries to juvenile by staff	0	0	0		Monthly PbS Site Data
Recreation injuries	9	3	2		Monthly PbS Site Data
Other injuries (accidental/self)	7	0	0		Monthly PbS Site Data
Total injuries to juvenile	61	14	9		Monthly PbS Site Data
Sexual Behavior					
Sexual inappropriate behavior	3	0	0		Monthly PbS Site Data
Sexual assault of any type involving any person while on State owned or contracted property, or while under the custody of DJJ	0	0	0		Monthly PbS Site Data
Abuse (sexual) allegation of a juvenile (actual or suspected) of any degree or nature	0	0	0		Monthly PbS Site Data
Contraband					
Contraband weapons	0	0	0		Monthly PbS Site Data
Contraband drugs	1	0	0		Monthly PbS Site Data
Contraband other	2	1	0		Monthly PbS Site Data
Property Damage or Riots					
Incidents involving damage to state property	3	0	1		Monthly PbS Site Data
Arson/attempted arson by a juvenile to any property	0	0	0		Monthly PbS Site Data
Riot - Engaging in a major riot	0	0	0		Monthly PbS Site Data
Riot - Inciting a major riot	0	0	0		Monthly PbS Site Data

SCDJJ Monthly Dashboard

MIDLANDS EVALUATION CENTER (MEC) Columbia, SC - Shivers Road

Individuals signing below affirm, under oath pursuant to SC Code 2-2-70, the information contained in this document is accurate as of the date listed, and there is supporting documentation, if requested.
Accurate as of the following date: 14-Jan-19
Facility Administrator: Chenelle Okoro
PbS Site Coordinator(s): Sylvia Jones

Facility											
Type of Facility	Assessment and Admissions Facility — Hardware Secure										
Buildings housing juveniles	Single building (opened 1997)										
Unit, Capacity & Gender	<table> <tr> <th>Unit</th><th>Capacity</th></tr> <tr> <td>Pearl Unit</td><td>42</td></tr> <tr> <td>C Pod</td><td>24</td></tr> <tr> <td>D Pod</td><td>23</td></tr> <tr> <td>E Pod</td><td>24</td></tr> </table>	Unit	Capacity	Pearl Unit	42	C Pod	24	D Pod	23	E Pod	24
Unit	Capacity										
Pearl Unit	42										
C Pod	24										
D Pod	23										
E Pod	24										

Juveniles	
Officer to Juvenile Ratio	1:20
Type of Juveniles Housed	Court ordered evaluation and admissions youth
Max Stay	45 days for evaluation; admissions stay varies in length

Number of...	Fiscal Year to Date	Nov-18	Dec-18	Notes	Data Source
Juveniles	569	98	105	Number of unique youth with a location hold record in the Midlands Evaluation Center during the month. If a juvenile is Undergoing Evaluation and is Committed (Admissions), the juvenile is only counted in the Committed (Admissions) group.	JJMS (Juvenile Justice Management System)
Undergoing evaluation	262	50	50		JJMS (Juvenile Justice Management System)
Committed (Admissions)	307	48	55		JJMS (Juvenile Justice Management System)
Number of Juveniles by Most Serious Offense...	Fiscal Year to Date	Nov-18	Dec-18	Notes	Data Source
Status offenses as defined in SC Code 63-19-20(9)	35	7	7	If a juvenile has multiple offenses, the juvenile is classified by the most serious offense.	JJMS (Juvenile Justice Management System)
Probation violation of Status offenses	30	4	4		JJMS (Juvenile Justice Management System)
Contempt of court violation of Status offenses	18	4	0		JJMS (Juvenile Justice Management System)
Violent Crime offenses as defined in SC Code 16-1-60	31	3	2		JJMS (Juvenile Justice Management System)
Probation Violations for felony offenses	51	4	10		JJMS (Juvenile Justice Management System)
All other felony offenses	136	21	32		JJMS (Juvenile Justice Management System)
Probation violation for misdemeanor offenses	98	24	16		JJMS (Juvenile Justice Management System)
All other misdemeanor offenses	165	31	31		JJMS (Juvenile Justice Management System)
Administrative holds	2	0	0		JJMS (Juvenile Justice Management System)
Juveniles with Serious Mental Illness or Severe Intellectual Disabilities (Formerly referred to as Subclass Population)	10	2	1	The count reflects the number of newly identified juveniles determined to have a serious mental illness or severe intellectual disability that qualifies them for services under the DJJ/DMH or DJJ/DDSN Memorandum of Agreement. See Definitions Section.	Subclass Chart

Facility Management, Security, & Data Collection	
Facility Administrator	Chenelle Okoro (March 2017 - Present)
PbS Site Coordinator	Sylvia Jones (December 2017 - Present)

Data Collected, Tracked, and Reported					
Number of...	Fiscal Year to Date	Nov-18	Dec-18	Notes	Data Source
Deaths	0	0	0		Monthly PbS Site Data
Escapes	0	0	0		Monthly PbS Site Data
Staff					
Security staff assigned to the site (# Total, Females, Males)	N/A	T43/F-22/M-21	T43/F-22/M-21		Monthly PbS Site Data
Staff recognitions such as Employee of the month, etc. [do not include name(s)]	13	0	0		Monthly PbS Site Data
Assaults on staff by juvenile	10	3	0		Monthly PbS Site Data
Injuries to staff	2	0	0		Monthly PbS Site Data
Staff injuries (by juveniles)	1	1	0		
Fights and Assaults					
Assaults on juvenile by juvenile	57	11	4		Monthly PbS Site Data
Fights	58	11	14		Monthly PbS Site Data
Assault on juvenile by staff	0	0	0		Monthly PbS Site Data
Restraints & Isolation					
Physical restraint use	54	11	6		Monthly PbS Site Data
Mechanical restraint use	17	0	0		Monthly PbS Site Data
Injuries due to restraints	6	1	0		Monthly PbS Site Data
Total use of isolation, room confinement, segregation/special management unit use	79	7	8		Monthly PbS Site Data; Juvenile Room Confinement/Isolation Record Sheet and Cell Check Log form
Other Juvenile Injuries					
Injuries to juvenile by juvenile	72	13	7		Monthly PbS Site Data
Injuries to juvenile by staff	3	1	0		Monthly PbS Site Data
Recreation injuries	2	0	0		Monthly PbS Site Data
Other injuries (accidental/self)	21	3	1		Monthly PbS Site Data
Total injuries to juvenile	101	17	8		Monthly PbS Site Data
Sexual Behavior					
Sexual inappropriate behavior	5	1	0		Monthly PbS Site Data
Sexual assault of any type involving any person while on State owned or contracted property, or while under the custody of DJJ	0	0	0		Monthly PbS Site Data
Abuse (sexual) allegation of a juvenile (actual or suspected) of any degree or nature	0	0	0		Monthly PbS Site Data
Contraband					
Contraband weapons	3	2	0		Monthly PbS Site Data
Contraband drugs	3	1	1		Monthly PbS Site Data
Contraband other	3	1	0		Monthly PbS Site Data
Property Damage or Riots					
Incidents involving damage to state property	5	0	0		Monthly PbS Site Data
Arson/attempted arson by a juvenile to any property	0	0	0		Monthly PbS Site Data
Riot - Engaging in a major riot	0	0	0		Monthly PbS Site Data
Riot - Inciting a major riot	0	0	0		Monthly PbS Site Data

SCDJJ Monthly Dashboard

UPSTATE REGIONAL EVALUATION CENTER (UEC)

Union, SC

Individuals signing below affirm, under oath pursuant to SC Code 2-2-70, the information contained in this document is accurate as of the date listed, and there is supporting documentation, if requested.

Accurate as of the following date: 14-Jan-19
Facility Administrator: Clayton Garvin
PbS Site Coordinator(s): Tracy Ryans

Facility		
Type of Facility	Assessment and Admissions Facility — Hardware Secure	
Buildings housing juveniles	Single building (opened 1997)	
Unit, Capacity & Gender	Unit	Capacity
	Enoree Pod	24
	Broad Pod	24
	Tyger Pod	24
	Fair Forest Pod	42

Juveniles		
Officer to Juvenile Ratio	1:20	See Officer to Juvenile Ratio Definition
Type of Juveniles Housed	Court ordered evaluation and admissions youth	
Max Stay	45 days for evaluation; admissions stay varies in length	

Number of...	Fiscal Year to Date	Nov-18	Dec-18	Notes	Data Source
Juveniles	558	104	94	Number of unique youth with a location hold record in the Midlands Evaluation Center during the month. If a juvenile is Undergoing Evaluation and is Committed (Admissions), the juvenile is only counted in the Committed (Admissions) group.	JJMS (Juvenile Justice Management System)
Undergoing evaluation	269	60	48		JJMS (Juvenile Justice Management System)
Committed (Admissions)	289	44	46		JJMS (Juvenile Justice Management System)
Number of Juveniles by Most Serious Offense...	Fiscal Year to Date	Nov-18	Dec-18	Notes	Data Source
Status offenses as defined in SC Code 63-19-20(9)	22	6	0	If a juvenile has multiple offenses, the juvenile is classified by the most serious offense	JJMS (Juvenile Justice Management System)
Probation violation of Status offenses	18	4	1		JJMS (Juvenile Justice Management System)
Contempt of court violation of Status offenses	23	5	1		JJMS (Juvenile Justice Management System)
Violent Crime offenses as defined in SC Code 16-1-60	66	7	33		JJMS (Juvenile Justice Management System)
Probation Violations for felony offenses	111	16	43		JJMS (Juvenile Justice Management System)
All other felony offenses	138	29	29		JJMS (Juvenile Justice Management System)
Probation violation for misdemeanor offenses	93	16	9		JJMS (Juvenile Justice Management System)
All other misdemeanor offenses	114	20	13		JJMS (Juvenile Justice Management System)
Administrative holds	3	1	1		JJMS (Juvenile Justice Management System)
Juveniles with Serious Mental Illness or Severe Intellectual Disabilities (Formerly referred to as Subclass Population)	21	0	2	The count reflects the number of newly identified juveniles determined to have a serious mental illness or severe intellectual disability that qualifies them for services under the DJJ/DMH or DJJ/DDS Memorandum of Agreement. See Definitions Section.	Subclass Chart

Facility Management, Security, & Data Collection		
Facility Administrator	Sharonda Sutton (Temporary Assignment)	
PbS Site Coordinator	Tracy Ryans (September 2015 - Present)	

Data Collected, Tracked, and Reported					
Number of...	Fiscal Year to Date	Nov-18	Dec-18	Notes	Data Source
Deaths	0	0	0		Monthly PbS Site Data
Escapes	0	0	0		Monthly PbS Site Data
Staff					
Security staff assigned to the site (If Total, Females, Males)	N/A	41 F/22 M/19	41 F/22 M19		Monthly PbS Site Data
Staff recognitions such as Employee of the month, etc. (do not include name(s))	27	1	17		Monthly PbS Site Data
Assaults on staff by juvenile	8	1	0		Monthly PbS Site Data
Injuries to staff	1	0	0		Monthly PbS Site Data
Staff Injuries (by juveniles)	0	0	0		
Fights and Assaults					
Assaults on juvenile by juvenile	33	6	4		Monthly PbS Site Data
Fights	35	9	5		Monthly PbS Site Data
Assault on juvenile by staff	0	0	0		Monthly PbS Site Data
Restraints & Isolation					
Physical restraint use	10	3	0		Monthly PbS Site Data
Mechanical restraint use	8	0	1		Monthly PbS Site Data
Injuries due to restraints	3	0	0		Monthly PbS Site Data
Total use of isolation, room confinement, segregation/special management unit use	1326	56	98		Monthly PbS Site Data; Juvenile Room Confinement/Isolation Record Sheet and Cell Check Log form
Other Juvenile Injuries					
Injuries to juvenile by juvenile	65	18	11		Monthly PbS Site Data
Injuries to juvenile by staff	0	0	0		Monthly PbS Site Data
Recreation injuries	41	9	14		Monthly PbS Site Data
Other injuries (accidental/self)	49	7	13		Monthly PbS Site Data
Total injuries to juvenile	156	34	38		Monthly PbS Site Data
Sexual Behavior					
Sexual inappropriate behavior	1	0	0		Monthly PbS Site Data
Sexual assault of any type involving any person while on State owned or contracted property, or while under the custody of DJJ	0	0	0		Monthly PbS Site Data
Abuse (sexual) allegation of a juvenile (actual or suspected) of any degree or nature	0	0	0		Monthly PbS Site Data
Contraband					
Contraband weapons	0	0	0		Monthly PbS Site Data
Contraband drugs	2	1	0		Monthly PbS Site Data
Contraband other	0	0	0		Monthly PbS Site Data
Property Damage or Riots					
Incidents involving damage to state property	2	0	0		Monthly PbS Site Data
Arson/attempted arson by a juvenile to any property	0	0	0		Monthly PbS Site Data
Riot - Engaging in a major riot	0	0	0		Monthly PbS Site Data
Riot - Inciting a major riot	0	0	0		Monthly PbS Site Data

**Camp Aspen
Columbia, SC**

Individuals signing below affirm, under oath pursuant to SC Code 2-2-70, the information contained in this document is accurate as of the date listed, and there is supporting accurate as of the following date: 11-Jan-19

DJJ Supervisor verified data from the Contract Administrator through the following method/process: *Providers submit Community Section Monthly Reports by the 5th of each month. These reports are subsequently reviewed by the Director of Community Alternatives. DJJ is verifying that the data has been received by a Third-party vendor. We cannot attest to accuracy of the data.*

Contract Administrator: Jennifer Loschiavo

Facility			
Type of Facility	Marine and Wilderness Camp — Staff Secure		
Contract Dates	Entered:		
Contract Payments (Amount and When paid)	Amount		
Buildings housing juveniles	Dorm A and Dorm B		
Unit, Capacity & Gender	Unit	Capacity	Gender
	Dorm A	18	Male
	Dorm B	18	Male

Juveniles					
Direct Care to Juvenile Ratio	1:6				
Type of Juveniles Housed	Probation or Commitment				
Max Stay	Length of Stay Varies				
Number of...	Fiscal Year to Date	Nov-18	Dec-18	Notes	Data Source
Juveniles	138	23	21	Number of unique juveniles with a location hold record at a Marine/Wilderness Camp during the month	JJMS (Juvenile Justice Management System)
# of admissions	29	9	3	Provider report submitted to DJJ monthly	Community Alternatives Section Monthly Report - Part 1
# of successful discharges	33	1	4	Provider report submitted to DJJ monthly	Community Alternatives Section Monthly Report - Part 1
Avg. length of stay for successful discharge (days)	104	179	84	Provider report submitted to DJJ monthly	Community Alternatives Section Monthly Report - Part 1
# of unsuccessful discharges	9	4	3	Provider report submitted to DJJ monthly	Community Alternatives Section Monthly Report - Part 1
Avg. length of stay for unsuccessful discharge (days)	68	58.25	25.33	Provider report submitted to DJJ monthly	Community Alternatives Section Monthly Report - Part 1
Overall avg. length of stay (days)	83	82.4	58.86	Provider report submitted to DJJ monthly	Community Alternatives Section Monthly Report - Part 1
# of discharges within prescribed time frames	21	1	3	Provider report submitted to DJJ monthly	Addendum to Community Alternatives Monthly Report Marine and Wilderness Programs
# of juveniles referred to facility by DJJ (only DJJ can make referrals)	31	9	3	Provider report submitted to DJJ monthly	Addendum to Community Alternatives Monthly Report Marine and Wilderness Programs
# of juveniles accepted by facility	29	9	3	Provider report submitted to DJJ monthly	Addendum to Community Alternatives Monthly Report Marine and Wilderness Programs
Number of Juveniles by Most Serious Offense...	Fiscal Year to Date	Nov-18	Dec-18	Notes	Data Source
Status offenses as defined in SC Code 63-19-20(9)	2	1	1	If a juvenile has multiple offenses, the juvenile is classified by the most serious offense	JJMS (Juvenile Justice Management System)
Probation violation of Status offenses	9	3	4		JJMS (Juvenile Justice Management System)
Contempt of court violation of Status offenses	5	0	1		JJMS (Juvenile Justice Management System)
Violent Crime offenses as defined in SC Code 16-1-60	4	1	1		JJMS (Juvenile Justice Management System)
Probation Violations for felony offenses	9	1	1		JJMS (Juvenile Justice Management System)
All other felony offenses	17	2	0		JJMS (Juvenile Justice Management System)
Probation violation for misdemeanor offenses	49	9	8		JJMS (Juvenile Justice Management System)
All other misdemeanor offenses	41	5	5		JJMS (Juvenile Justice Management System)
Discharge Placements...	Fiscal Year to Date	Nov-18	Dec-18	Notes	Data Source
A. Higher level of care	2	1	1	Provider report submitted to DJJ monthly	Community Alternatives Section Monthly Report - Part 1
B. Same level of care	1	1	0	Provider report submitted to DJJ monthly	Community Alternatives Section Monthly Report - Part 1
C. Lower level of care	0	0	0	Provider report submitted to DJJ monthly	Community Alternatives Section Monthly Report - Part 1
D. In Patient Psychiatric	0	0	0	Provider report submitted to DJJ monthly	Community Alternatives Section Monthly Report - Part 1
E. In Patient Substance Abuse	0	0	0	Provider report submitted to DJJ monthly	Community Alternatives Section Monthly Report - Part 1
F. Home	32	1	4	Provider report submitted to DJJ monthly	Community Alternatives Section Monthly Report - Part 1
G. Secure Custody	6	2	2	Provider report submitted to DJJ monthly	Community Alternatives Section Monthly Report - Part 1
H. Other (Specify)	1	0	0	Provider report submitted to DJJ monthly	Community Alternatives Section Monthly Report - Part 1

Facility Management, Security, & Data Collection	
3rd Party Administrator Company:	Community Education Centers
Contract Administrator:	Erin Moffitt (June 2010)

Data Collected and Reported					
Note: Data tracked at these facilities is not the exact same as data tracked at BRRC, JDC, MEC, CEC, and UEC because these facilities do not track PbS data.					
Number of ...	Fiscal Year to Date	Nov-18	Dec-18	Notes	Data Source
Deaths	0	0	0		DJJ - Community Alternative
Runaways	0	0	0	Provider report submitted to DJJ monthly	Addendum to Community Alternatives Monthly Report Marine and Wilderness Programs
Escapes	0	0	0	Provider report submitted to DJJ monthly	Addendum to Community Alternatives Monthly Report Marine and Wilderness Programs
Fights, Assaults and Abuse					
Juveniles Injured in an Assault at the program	2	1	0	Provider report submitted to DJJ monthly	Addendum to Community Alternatives Monthly Report Marine and Wilderness Programs
Juveniles with Substantiated (by DJJ IG) Abuse and Neglect Allegations at the program	0	0	0	Provider report submitted to DJJ monthly	DJJ Office of Inspector General
Restraints and Isolation					
Number of restraints	15	2	5	Provider report submitted to DJJ monthly	Community Alternatives Section Monthly Report - Part 2
Number of seclusions	0	0	0	Provider report submitted to DJJ monthly	Community Alternatives Section Monthly Report - Part 2
Other Juvenile Injuries					
Juveniles who Suffered from Accidental Injury at the program	4	0	1	Provider report submitted to DJJ monthly	Addendum to Community Alternatives Monthly Report Marine and Wilderness Programs
Injury (*Serious) to any person (juvenile, employee, other) while on DJJ property/contracted property that requires medical treatment by a doctor, nurse practitioner, or EMT	3	0	0		DJJ - Community Alternative

AMIKids Beaufort
Beaufort, SC

Individuals signing below affirm, under oath pursuant to SC Code 2-2-70, the information contained in this document is accurate as of the date listed, and there is supporting Accurate as of the following date: 11-Jan-19

DJJ Supervisor verified data from the Contract Administrator through the following method/process: *Providers submit Community Section Monthly Reports by the 5th of each month. These reports are, subsequently, reviewed by the Director of Community Alternatives. DJJ is verifying that the data has been received by a Third-party vendor. We cannot attest to accuracy of the data.* Community Alternatives Section Monthly Report and Daily Population Reports, Event Reports

Contract Administrator: Jennifer Loschiavo

Facility			
Type of Facility	Marine and Wilderness Camp — Staff Secure		
Contract Dates	Entered:		
Contract Payments (Amount and When paid)	Amount		
Buildings housing juveniles	Beaufort		
Unit, Capacity & Gender	Unit	Capacity	Gender
	Dorm 1	15	Male
	Dorm 2	15	Male

Juveniles					
Direct Care to Juvenile Ratio	1:6				
Type of Juveniles Housed	Probation or Commitment				
Max Stay	Length of Stay Varies				
Number of...	Fiscal Year to Date	Nov-18	Dec-18	Notes	Data Source
Juveniles	109	15	18	Number of unique juveniles with a location hold record at a Marine/Wilderness Camp during the month	JJMS (Juvenile Justice Management System)
# of admissions	25	3	7	Provider report submitted to DJJ monthly	Community Alternatives Section Monthly Report - Part 1
# of successful discharges	21	2	3	Provider report submitted to DJJ monthly	Community Alternatives Section Monthly Report - Part 1
Avg. length of stay for successful discharge (days)	113	123	118	Provider report submitted to DJJ monthly	Community Alternatives Section Monthly Report - Part 1
# of unsuccessful discharges	5	1	0	Provider report submitted to DJJ monthly	Community Alternatives Section Monthly Report - Part 1
Avg. length of stay for unsuccessful discharge (days)	38	9	n/a	Provider report submitted to DJJ monthly	Addendum to Community Alternatives Monthly Report Marine and Wilderness Programs
Overall avg. length of stay (days)	103	85	118	Provider report submitted to DJJ monthly	Community Alternatives Section Monthly Report - Part 1
# of discharges within prescribed time frames	20	2	3	Provider report submitted to DJJ monthly	Addendum to Community Alternatives Monthly Report Marine and Wilderness Programs
# of juveniles referred to facility by DJJ (only DJJ can make referrals)	40	7	14	Provider report submitted to DJJ monthly	Addendum to Community Alternatives Monthly Report Marine and Wilderness Programs
# of juveniles accepted by facility	31	7	7	Provider report submitted to DJJ monthly	Addendum to Community Alternatives Monthly Report Marine and Wilderness Programs
Number of Juveniles by Most Serious Offense...	Fiscal Year to Date	Nov-18	Dec-18	Notes	Data Source
Status offenses as defined in SC Code 63-19-20(9)	0	0	0	If a juvenile has multiple offenses, the juvenile is classified by the most serious offense	JJMS (Juvenile Justice Management System)
Probation violation of Status offenses	2	0	0		JJMS (Juvenile Justice Management System)
Contempt of court violation of Status offenses	10	2	1		JJMS (Juvenile Justice Management System)
Violent Crime offenses as defined in SC Code 16-1-60	1	0	1		JJMS (Juvenile Justice Management System)
Probation Violations for felony offenses	31	4	6		JJMS (Juvenile Justice Management System)
All other felony offenses	24	3	1		JJMS (Juvenile Justice Management System)
Probation violation for misdemeanor offenses	10	0	4		JJMS (Juvenile Justice Management System)
All other misdemeanor offenses	30	5	5		JJMS (Juvenile Justice Management System)
Discharge Placements...	Fiscal Year to Date	Nov-18	Dec-18	Notes	Data Source
A. Higher level of care	1	0	0		Community Alternatives Section Monthly Report - Part 1
B. Same level of care	2	0	0		Community Alternatives Section Monthly Report - Part 1
C. Lower level of care	0	0	0		Community Alternatives Section Monthly Report - Part 1
D. In Patient Psychiatric	0	0	0		Community Alternatives Section Monthly Report - Part 1
E. In Patient Substance Abuse	0	0	0		Community Alternatives Section Monthly Report - Part 1
F. Home	21	2	3		Community Alternatives Section Monthly Report - Part 1
G. Secure Custody	2	1	0		Community Alternatives Section Monthly Report - Part 1
H. Other (Specify)	0	0	0		Community Alternatives Section Monthly Report - Part 1

Facility Management, Security, & Data Collection	
3rd Party Administrator Company:	AMIKids, Inc.
Contract Administrator:	Lori Heslewood (effective 8/23/2016)

Data Collected and Reported					
Note: Data tracked at these facilities is not the exact same as data tracked at BRRC, JDC, MEC, CEC, and UEC because these facilities do not track P&S data.					
Number of ...	Fiscal Year to Date	Nov-18	Dec-18	Notes	Data Source
Deaths	0	0	0		DJJ - Community Alternative
Runaways	1	1	0	Provider report submitted to DJJ monthly	Addendum to Community Alternatives Monthly Report Marine and Wilderness Programs
Escapes	0	0	0	Provider report submitted to DJJ monthly	Addendum to Community Alternatives Monthly Report Marine and Wilderness Programs
Fights, Assaults and Abuse					
Juveniles Injured in an Assault at the program	2	0	1	Provider report submitted to DJJ monthly	Addendum to Community Alternatives Monthly Report Marine and Wilderness Programs
Juveniles with Substantiated (by DJJ IG) Abuse and Neglect Allegations at the program	0	0	0	Provider report submitted to DJJ monthly	DJJ Office of Inspector General
Restraints and Isolation					
Number of restraints	2	0	0	Provider report submitted to DJJ monthly	Community Alternatives Section Monthly Report - Part 2
Number of seclusions	0	0	0	Provider report submitted to DJJ monthly	Community Alternatives Section Monthly Report - Part 2
Other Juvenile Injuries					
Juveniles who Suffered from Accidental Injury at the program	0	0	0	Provider report submitted to DJJ monthly	Addendum to Community Alternatives Monthly Report Marine and
Injury (*Serious) to any person (juvenile, employee, other) while on DJJ property/contracted property that requires medical treatment by a doctor, nurse practitioner, or EMT	5	0	1		DJJ - Community Alternative

SCDJJ Monthly Dashboard

Georgetown Marine Institute Georgetown, SC

Individuals signing below affirm, under oath pursuant to SC Code 2-2-70, the information contained in this document is accurate as of the date listed, and there is supporting accurate as of the following date:
 DJJ Supervisor verified data from the Contract Administrator through 11-Jan-19
 the following method/process: Providers submit Community Section Monthly Reports by the 5th of each month. These reports are, subsequently, reviewed by the Director of Community Alternatives. DJJ is verifying that the data has been received by a Third-party vendor. We cannot attest to accuracy of the data.

Contract Administrator: Jennifer Loschiavo

Facility			
Type of Facility	Marine and Wilderness Camp — Staff Secure		
Contract Dates	Entered:		
Contract Payments (Amount and When paid)	Amount		
Buildings housing juveniles	Georgetown		
Unit, Capacity & Gender	Unit	Capacity	Gender
	Dorm 1	15	Male
	Dorm 2	15	Male
*Georgetown has a DSS licensed facility of 34 juveniles, however SCDJJ does not exceed placement of 30 juveniles at this facility.			

Juveniles					
Direct Care to Juvenile Ratio	1:6				
Type of Juveniles Housed	Probation or Commitment				
Max Stay	Length of Stay Varies				
Number of...	Fiscal Year to Date	Nov-18	Dec-18	Notes	Data Source
Juveniles	115	20	19	Number of unique juveniles with a location hold record at a Marine/Wilderness Camp during the month	JJMS (Juvenile Justice Management System)
# of admissions	23	3	3	Provider report submitted to DJJ monthly	Community Alternatives Section Monthly Report - Part 1
# of successful discharges	22	5	2	Provider report submitted to DJJ monthly	Community Alternatives Section Monthly Report - Part 1
Avg. length of stay for successful discharge (days)	109	134	123	Provider report submitted to DJJ monthly	Community Alternatives Section Monthly Report - Part 1
# of unsuccessful discharges	0	0	0	Provider report submitted to DJJ monthly	Community Alternatives Section Monthly Report - Part 1
Avg. length of stay for unsuccessful discharge (days)	0	n/a	n/a	Provider report submitted to DJJ monthly	Community Alternatives Section Monthly Report - Part 1
Overall avg. length of stay (days)	109	134	123	Provider report submitted to DJJ monthly	Community Alternatives Section Monthly Report - Part 1
# of discharges within prescribed time frames	17	2	1	Provider report submitted to DJJ monthly	Addendum to Community Alternatives Monthly Report Marine and Wilderness Programs
# of juveniles referred to facility by DJJ (only DJJ can make referrals)	37	6	5	Provider report submitted to DJJ monthly	Addendum to Community Alternatives Monthly Report Marine and Wilderness Programs
# of juveniles accepted by facility	31	4	5	Provider report submitted to DJJ monthly	Addendum to Community Alternatives Monthly Report Marine and Wilderness Programs
Number of Juveniles by Most Serious Offense...	Fiscal Year to Date	Nov-18	Dec-18	Notes	Data Source
Status offenses as defined in SC Code 63-19-20(9)	5	2	1	If a juvenile has multiple offenses, the juvenile is classified by the most serious offense	JJMS (Juvenile Justice Management System)
Probation violation of Status offenses	3	1	1		JJMS (Juvenile Justice Management System)
Contempt of court violation of Status offenses	8	1	1		JJMS (Juvenile Justice Management System)
Violent Crime offenses as defined in SC Code 16-1-60	14	2	3		JJMS (Juvenile Justice Management System)
Probation Violations for felony offenses	0	0	0		JJMS (Juvenile Justice Management System)
All other felony offenses	39	6	4		JJMS (Juvenile Justice Management System)
Probation violation for misdemeanor offenses	7	1	3		JJMS (Juvenile Justice Management System)
All other misdemeanor offenses	27	4	3		JJMS (Juvenile Justice Management System)
Discharge Placements...	Fiscal Year to Date	Nov-18	Dec-18	Notes	Data Source
A. Higher level of care	0	0	0	Provider report submitted to DJJ monthly	Community Alternatives Section Monthly Report - Part 1
B. Same Level of care	0	0	0	Provider report submitted to DJJ monthly	Community Alternatives Section Monthly Report - Part 1
C. Lower level of care	0	0	0	Provider report submitted to DJJ monthly	Community Alternatives Section Monthly Report - Part 1
D. In Patient Psychiatric	0	0	0	Provider report submitted to DJJ monthly	Community Alternatives Section Monthly Report - Part 1
E. In Patient Substance Abuse	0	0	0	Provider report submitted to DJJ monthly	Community Alternatives Section Monthly Report - Part 1
F. Home	21	5	1	Provider report submitted to DJJ monthly	Community Alternatives Section Monthly Report - Part 1
G. Secure Custody	0	0	0	Provider report submitted to DJJ monthly	Community Alternatives Section Monthly Report - Part 1
H. Other (Specify)	1	0	1	Provider report submitted to DJJ monthly	Community Alternatives Section Monthly Report - Part 1

Facility Management, Security, & Data Collection	
3rd Party Administrator Company:	AMikids, Inc.
Contract Administrator:	Michael Wright (effective 8/22/2002)

Data Collected and Reported					
Note: Data tracked at these facilities is not the exact same as data tracked at BRRC, JDC, MEC, CEC, and UEC because these facilities do not track PbS data.					
Number of ...	Fiscal Year to Date	Nov-18	Dec-18	Notes	Data Source
Deaths	0	0	0		DJJ - Community Alternative
Runaways	0	0	0	Provider report submitted to DJJ monthly	Addendum to Community Alternatives Monthly Report Marine and Wilderness Programs
Escapes	0	0	0	Provider report submitted to DJJ monthly	Addendum to Community Alternatives Monthly Report Marine and Wilderness Programs
Fights, Assaults and Abuse					
Juveniles Injured in an Assault at the program	0	0	0	Provider report submitted to DJJ monthly	Addendum to Community Alternatives Monthly Report Marine and Wilderness Programs
Juveniles with Substantiated (by DJJ IG) Abuse and Neglect	0	0	0	Provider report submitted to DJJ monthly	DJJ Office of Inspector General
Allegations at the program					
Restraints and Isolation					
Number of restraints	0	0	0	Provider report submitted to DJJ monthly	Community Alternatives Section Monthly Report - Part 2
Number of seclusions	0	0	0	Provider report submitted to DJJ monthly	Community Alternatives Section Monthly Report - Part 2
Other Juvenile Injuries					
Juveniles who Suffered from Accidental Injury at the program	0	0	0	Provider report submitted to DJJ monthly	Addendum to Community Alternatives Monthly Report
Injury (*Serious) to any person (juvenile, employee, other) while on DJJ property/contracted property that requires medical treatment by a doctor, nurse practitioner, or EMT	0	0	0		DJJ - Community Alternative

Piedmont Marine Institute

Clinton, SC

Individuals signing below affirm, under oath pursuant to SC Code 2-2-70, the information contained in this document is accurate as of the date listed, and there is supporting accurate as of the following date: 11-Jan-19
 DJJ Supervisor verified data from the Contract Administrator through the following method/process: *Providers submit Community Section Monthly Reports by the 5th of each month. These reports are, subsequently, reviewed by the Director of Community Alternatives. DJJ is verifying that the data has been received by a Third-party vendor. We cannot attest to accuracy of the data.*
 Community Alternatives Section Monthly Report and Daily Population Reports, Event Reports

Contract Administrator: Jennifer Loschiavo

Facility			
Type of Facility	Marine and Wilderness Camp — Staff Secure		
Contract Dates	Entered:		
Contract Payments (Amount and When paid)	Amount		
Buildings housing juveniles	Piedmont		
Unit, Capacity & Gender	Unit	Capacity	Gender
	Dorm 1	15	Male
	Dorm 2	15	Male
*Piedmont has a DSS licensed facility of 34 juveniles, however SCDJJ does not exceed placement of 30 juveniles at this facility.			

Juveniles					
Direct Care to Juvenile Ratio	1:6				
Type of Juveniles Housed	Probation or Commitment				
Max Stay	Length of Stay Varies				
Number of...	Fiscal Year to Date	Nov-18	Dec-18	Notes	Data Source
Juveniles	91	12	17	Number of unique juveniles with a location hold record at a Marine/Wilderness Camp during the month	JIMS (Juvenile Justice Management System)
# of admissions	21	4	4	Provider report submitted to DJJ monthly	Community Alternatives Section Monthly Report - Part 1
# of successful discharges	18	2	1	Provider report submitted to DJJ monthly	Community Alternatives Section Monthly Report - Part 1
Avg. length of stay for successful discharge (days)	103	92	171	Provider report submitted to DJJ monthly	Community Alternatives Section Monthly Report - Part 1
# of unsuccessful discharges	1	0	0	Provider report submitted to DJJ monthly	Addendum to Community Alternatives Monthly Report Marine and Wilderness Programs
Avg. length of stay for unsuccessful discharge (days)	1	n/a	n/a	Provider report submitted to DJJ monthly	Addendum to Community Alternatives Monthly Report Marine and Wilderness Programs
Overall avg. length of stay (days)	99	92	171	Provider report submitted to DJJ monthly	Community Alternatives Section Monthly Report - Part 1
# of discharges within prescribed time frames	15	1	1	Provider report submitted to DJJ monthly	Addendum to Community Alternatives Monthly Report Marine and Wilderness Programs
# of juveniles referred to facility by DJJ (only DJJ can make referrals)	34	4	10	Provider report submitted to DJJ monthly	Addendum to Community Alternatives Monthly Report Marine and Wilderness Programs
# of juveniles accepted by facility	27	4	7	Provider report submitted to DJJ monthly	Addendum to Community Alternatives Monthly Report Marine and Wilderness Programs
Number of Juveniles by Most Serious Offense...	Fiscal Year to Date	Nov-18	Dec-18	Notes	Data Source
Status offenses as defined in SC Code 63-19-20(9)	0	0	0	If a juvenile has multiple offenses, the juvenile is classified by the most serious offense	JIMS (Juvenile Justice Management System)
Probation violation of Status offenses	0	0	0		JIMS (Juvenile Justice Management System)
Contempt of court violation of Status offenses	0	0	0		JIMS (Juvenile Justice Management System)
Violent Crime offenses as defined in SC Code 16-1-60	5	1	1		JIMS (Juvenile Justice Management System)
Probation Violations for felony offenses	8	1	0		JIMS (Juvenile Justice Management System)
All other felony offenses	29	4	5		JIMS (Juvenile Justice Management System)
Probation violation for misdemeanor offenses	18	3	6		JIMS (Juvenile Justice Management System)
All other misdemeanor offenses	24	3	4		JIMS (Juvenile Justice Management System)
Discharge Placements...	Fiscal Year to Date	Nov-18	Dec-18	Notes	Data Source
A. Higher level of care	1	0	0	Provider report submitted to DJJ monthly	Community Alternatives Section Monthly Report - Part 1
B. Same level of care	2	0	0	Provider report submitted to DJJ monthly	Community Alternatives Section Monthly Report - Part 1
C. Lower level of care	0	0	0	Provider report submitted to DJJ monthly	Community Alternatives Section Monthly Report - Part 1
D. In Patient Psychiatric	0	0	0	Provider report submitted to DJJ monthly	Community Alternatives Section Monthly Report - Part 1
E. In Patient Substance Abuse	0	0	0	Provider report submitted to DJJ monthly	Community Alternatives Section Monthly Report - Part 1
F. Home	15	2	1	Provider report submitted to DJJ monthly	Community Alternatives Section Monthly Report - Part 1
G. Secure Custody	1	0	0	Provider report submitted to DJJ monthly	Community Alternatives Section Monthly Report - Part 1
H. Other (Specify	0	0	0	Provider report submitted to DJJ monthly	Community Alternatives Section Monthly Report - Part 1

Facility Management, Security, & Data Collection	
3rd Party Administrator Company:	AMikids, Inc.
Contract Administrator:	Matthew Kingdom (effective 7/11/17)

Data Collected and Reported					
Note: Data tracked at these facilities is not the exact same as data tracked at BRRC, JDC, MEC, CEC, and UEC because these facilities do not track PHS data.					
Number of ...	Fiscal Year to Date	Nov-18	Dec-18	Notes	Data Source
Deaths	0	0	0		DJJ - Community Alternative
Runaways	0	0	0	Provider report submitted to DJJ monthly	Addendum to Community Alternatives Monthly Report Marine and Wilderness Programs
Escapes	0	0	0	Provider report submitted to DJJ monthly	Addendum to Community Alternatives Monthly Report Marine and Wilderness Programs
Fights, Assaults and Abuse					
Juveniles Injured in an Assault at the program	2	0	0	Provider report submitted to DJJ monthly	Addendum to Community Alternatives Monthly Report Marine and Wilderness Programs
Juveniles with Substantiated (by DJJ IG) Abuse and Neglect Allegations at the program	0	0	0	Provider report submitted to DJJ monthly	DJJ Office of Inspector General
Restraints and Isolation					
Number of restraints	2	0	0	Provider report submitted to DJJ monthly	Community Alternatives Section Monthly Report - Part 2
Number of seclusions	0	0	0	Provider report submitted to DJJ monthly	Community Alternatives Section Monthly Report - Part 2
Other Juvenile Injuries					
Juveniles who Suffered from Accidental Injury at the program	2	1	0	Provider report submitted to DJJ monthly	Addendum to Community Alternatives Monthly Report Marine and Wilderness Programs
Injury (*Serious) to any person (juvenile, employee, other) while on DJJ property/contracted property that requires medical treatment by a doctor, nurse practitioner, or EMT	5	1	0		DJJ - Community Alternative

AMIKids Bennettsville
Bennettsville, SC

Individuals signing below affirm, under oath pursuant to SC Code 2-2-70, the information contained in this document is accurate as of the date listed, and there is supporting accurate as of the following date: 11-Jan-19
 DJJ Supervisor verified data from the Contract Administrator through Community Alternatives Section Monthly Report and Daily Population Reports, Event Reports
 the following method/process: Providers submit Community Section Monthly Reports by the 5th of each month. These reports are, subsequently, reviewed by the Director of Community Alternatives. DJJ is verifying that the data has been received by a Third-party vendor. We cannot attest to accuracy of the data.

Contract Administrator: Jennifer Loschiavo

Type of Facility	Facility		
Contract Dates	Marine and Wilderness Camp -- Staff Secure		
Contract Payments (Amount and When paid)	Entered:		
Buildings housing juveniles	Amount		
Unit, Capacity & Gender	Bennettsville		
	Unit	Capacity	Gender
	Dorm 1	10	Male
	Dorm 2	10	Male

Juveniles			
Direct Care to Juvenile Ratio	1:4		
Type of Juveniles Housed	Probation or Commitment		
Max Stay	Length of Stay Varies		

Number of...	Fiscal Year to Date	Nov-18	Dec-18	Notes	Data Source
Juveniles	110	17	17	Number of unique juveniles with a location hold record at a Marine/Wilderness Camp during the month	JIMS (Juvenile Justice Management System)
# of admissions	22	5	4	Provider report submitted to DJJ monthly	Community Alternatives Section Monthly Report - Part 1
# of successful discharges	16	3	1	Provider report submitted to DJJ monthly	Community Alternatives Section Monthly Report - Part 1
Avg. length of stay for successful discharge (days)	147	113.33	328	Provider report submitted to DJJ monthly	Community Alternatives Section Monthly Report - Part 1
# of unsuccessful discharges	8	1	1	Provider report submitted to DJJ monthly	Community Alternatives Section Monthly Report - Part 1
Avg. length of stay for unsuccessful discharge (days)	104	42	60	Provider report submitted to DJJ monthly	Community Alternatives Section Monthly Report - Part 1
Overall avg. length of stay (days)	132	95.5	194	Provider report submitted to DJJ monthly	Community Alternatives Section Monthly Report - Part 1
# of discharges within prescribed time frames	12	0	1	Provider report submitted to DJJ monthly	Addendum to Community Alternatives Monthly Report Marine and Wilderness Programs
# of juveniles referred to facility by DJJ (only DJJ can make referrals)	48	8	4	Provider report submitted to DJJ monthly	Addendum to Community Alternatives Monthly Report Marine and Wilderness Programs
# of juveniles accepted by facility	40	8	4	Provider report submitted to DJJ monthly	Addendum to Community Alternatives Monthly Report Marine and Wilderness Programs
Number of Juveniles by Most Serious Offense...	Fiscal Year to Date	Nov-18	Dec-18	Notes	Data Source
Status offenses as defined in SC Code 63-19-20(9)	0	0	0	If a juvenile has multiple offenses, the juvenile is classified by the most serious offense	JIMS (Juvenile Justice Management System)
Probation violation of Status offenses	2	1	0		JIMS (Juvenile Justice Management System)
Contempt of court violation of Status offenses	3	1	0		JIMS (Juvenile Justice Management System)
Violent Crime offenses as defined in SC Code 16-1-60	3	0	0		JIMS (Juvenile Justice Management System)
Probation Violations for felony offenses	26	4	5		JIMS (Juvenile Justice Management System)
All other felony offenses	36	5	4		JIMS (Juvenile Justice Management System)
Probation violation for misdemeanor offenses	19	3	4		JIMS (Juvenile Justice Management System)
All other misdemeanor offenses	19	2	4		JIMS (Juvenile Justice Management System)
Discharge Placements...	Fiscal Year to Date	Nov-18	Dec-18	Notes	Data Source
A. Higher level of care	0	0	0	Provider report submitted to DJJ monthly	Community Alternatives Section Monthly Report - Part 1
B. Same Level of care	7	1	1	Provider report submitted to DJJ monthly	Community Alternatives Section Monthly Report - Part 1
C. Lower level of care	0	0	0	Provider report submitted to DJJ monthly	Community Alternatives Section Monthly Report - Part 1
D. In Patient Psychiatric	0	0	0	Provider report submitted to DJJ monthly	Community Alternatives Section Monthly Report - Part 1
E. In Patient Substance Abuse	0	0	0	Provider report submitted to DJJ monthly	Community Alternatives Section Monthly Report - Part 1
F. Home	15	3	1	Provider report submitted to DJJ monthly	Community Alternatives Section Monthly Report - Part 1
G. Secure Custody	2	0	0	Provider report submitted to DJJ monthly	Community Alternatives Section Monthly Report - Part 1
H. Other (Specify	0	0	0	Provider report submitted to DJJ monthly	Community Alternatives Section Monthly Report - Part 1

Facility Management, Security, & Data Collection	
3rd Party Administrator Company:	AMIKids, Inc.
Contract Administrator:	Joshua Brown (effective 6/24/2014)

Data Collected and Reported					
Note: Data tracked at these facilities is not the exact same as data tracked at BRRC, JDC, MEC, CEC, and UEC because these facilities do not track Pbs data.					
Number of ...	Fiscal Year to Date	Nov-18	Dec-18	Notes	Data Source
Deaths	0	0	0		DJJ - Community Alternative
Runaways	0	0	0	Provider report submitted to DJJ monthly	Addendum to Community Alternatives Monthly Report Marine and Wilderness Programs
Escapes	0	0	0	Provider report submitted to DJJ monthly	Addendum to Community Alternatives Monthly Report Marine and Wilderness Programs
Fights, Assaults and Abuse					
Juveniles Injured in an Assault at the program	2	0	0	Provider report submitted to DJJ monthly	Addendum to Community Alternatives Monthly Report Marine and Wilderness Programs
Juveniles with Substantiated (by DJJ IG) Abuse and Neglect Allegations at the program	0	0	0	Provider report submitted to DJJ monthly	DJJ Office of Inspector General
Restraints and Isolation					
Number of restraints	9	3	1	Provider report submitted to DJJ monthly	Community Alternatives Section Monthly Report - Part 2
Number of seclusions	0	0	0	Provider report submitted to DJJ monthly	Community Alternatives Section Monthly Report - Part 2
Other Juvenile Injuries					
Juveniles who Suffered from Accidental Injury at the program	1	0	0	Provider report submitted to DJJ monthly	Addendum to Community Alternatives Monthly Report Marine and Wilderness Programs
Injury ("Serious) to any person (juvenile, employee, other) while on DJJ property/contracted property that requires medical treatment by a doctor, nurse practitioner, or FMT	3	0	0		DJJ - Community Alternative

AMIKids Sandhills

Patrick, SC

Individuals signing below affirm, under oath pursuant to SC Code 2-2-70, the information contained in this document is accurate as of the date listed, and there is supporting documentation, if accurate as of the following date: 11-Jan-19

DJJ Supervisor verified data from the Contract Administrator through Community Alternatives Section Monthly Report and Daily Population Reports, Event Reports the following method/process: Providers submit Community Section Monthly Reports by the 5th of each month. These reports are, subsequently, reviewed by the Director of Community Alternatives. DJJ is verifying that the data has been received by a Third-party vendor. We cannot attest to accuracy of the data.

Contract Administrator: Jennifer Loschiavo

Facility					
Type of Facility	Marine and Wilderness Camp — Staff Secure				
Contract Dates	Entered:				
Contract Payments (Amount and When paid)	Amount:				
Buildings housing juveniles	Camp Sandhills				
Unit, Capacity & Gender	Unit	Capacity	Gender		
	Dorm 1	10	Male		
	Dorm 2	10	Male		
	Dorm 3	10	Male		
	Dorm 4	10	Male		
*Camp Sandhills has a DSS licensed capacity of 40 juveniles, however, SCDJ does not exceed placement of 30 juveniles at this facility.					
Juveniles					
Direct Care to Juvenile Ratio	1:6				
Type of Juveniles Housed	Probation or Commitment				
Max Stay	Length of Stay Varies				
Number of...	Fiscal Year to Date	Nov-18	Dec-18	Notes	Data Source
Juveniles	86	12	20	Number of unique juveniles with a location hold record at a Marine/Wilderness Camp during the month	JJMS (Juvenile Justice Management System)
# of admissions	21	6	8	Provider report submitted to DJJ monthly	Community Alternatives Section Monthly Report - Part 1
# of successful discharges	19	0	1	Provider report submitted to DJJ monthly	Community Alternatives Section Monthly Report - Part 1
Avg. length of stay for successful discharge (days)	88	n/a	74	Provider report submitted to DJJ monthly	Community Alternatives Section Monthly Report - Part 1
# of unsuccessful discharges	3	0	1	Provider report submitted to DJJ monthly	Community Alternatives Section Monthly Report - Part 1
Avg. length of stay for unsuccessful discharge (days)	107	n/a	63	Provider report submitted to DJJ monthly	Community Alternatives Section Monthly Report - Part 1
Overall avg. length of stay (days)	85	n/a	69	Provider report submitted to DJJ monthly	Community Alternatives Section Monthly Report - Part 1
# of discharges within prescribed time frames	19	0	1	Provider report submitted to DJJ monthly	Addendum to Community Alternatives Monthly Report Marine and Wilderness Programs
# of juveniles referred to facility by DJJ (only DJJ can make referrals)	24	7	9	Provider report submitted to DJJ monthly	Addendum to Community Alternatives Monthly Report Marine and Wilderness Programs
# of juveniles accepted by facility	21	6	8	Provider report submitted to DJJ monthly	Addendum to Community Alternatives Monthly Report Marine and Wilderness Programs
Number of Juveniles by Most Serious Offense...	Fiscal Year to Date	Nov-18	Dec-18	Notes	Data Source
Status offenses as defined in SC Code 63-19-20(9)	3	1	0	If a juvenile has multiple offenses, the juvenile is classified by the most serious offense	JJMS (Juvenile Justice Management System)
Probation violation of Status offenses	2	0	0		JJMS (Juvenile Justice Management System)
Contempt of court violation of Status offenses	0	0	0		JJMS (Juvenile Justice Management System)
Violent Crime offenses as defined in SC Code 16-1-60	12	2	4		JJMS (Juvenile Justice Management System)
Probation Violations for felony offenses	5	1	3		JJMS (Juvenile Justice Management System)
All other felony offenses	28	1	18		JJMS (Juvenile Justice Management System)
Probation violation for misdemeanor offenses	21	2	0		JJMS (Juvenile Justice Management System)
All other misdemeanor offenses	36	5	16		JJMS (Juvenile Justice Management System)
Discharge Placements...	Fiscal Year to Date	Nov-18	Dec-18	Notes	Data Source
A. Higher level of care	0	0	0	Provider report submitted to DJJ monthly	Community Alternatives Section Monthly Report - Part 1
B. Same Level of care	0	0	0	Provider report submitted to DJJ monthly	Community Alternatives Section Monthly Report - Part 1
C. Lower level of care	0	0	0	Provider report submitted to DJJ monthly	Community Alternatives Section Monthly Report - Part 1
D. In Patient Psychiatric	0	0	0	Provider report submitted to DJJ monthly	Community Alternatives Section Monthly Report - Part 1
E. In Patient Substance Abuse	0	0	0	Provider report submitted to DJJ monthly	Community Alternatives Section Monthly Report - Part 1
F. Home	19	0	1	Provider report submitted to DJJ monthly	Community Alternatives Section Monthly Report - Part 1
G. Secure Custody	3	0	1	Provider report submitted to DJJ monthly	Community Alternatives Section Monthly Report - Part 1
H. Other (Specify	0	0	0	Provider report submitted to DJJ monthly	Community Alternatives Section Monthly Report - Part 1

Facility Management, Security, & Data Collection

3rd Party Administrator Company: AMIKids, Inc.
Contract Administrator: Lolita Gray (effective 12/29/2014)

Data Collected and Reported

Note: Data tracked at these facilities is not the exact same as data tracked at BRRC, IDC, MEC, CEC, and UEC because these facilities do not track Pb5 data.

Number of ...	Fiscal Year to Date	Nov-18	Dec-18	Notes	Data Source
Deaths	0	0	0		DJJ - Community Alternative
Runaways	1	0	1	Provider report submitted to DJJ monthly	Addendum to Community Alternatives Monthly Report Marine and Wilderness Programs
Escapes	0	0	0	Provider report submitted to DJJ monthly	Addendum to Community Alternatives Monthly Report Marine and Wilderness Programs
Fights, Assaults and Abuse					
Juveniles injured in an Assault at the program	1	0	0	Provider report submitted to DJJ monthly	Addendum to Community Alternatives Monthly Report Marine and Wilderness Programs
Juveniles with Substantiated (by DJJ IG) Abuse and Neglect Allegations at the program	0	0	0	Provider report submitted to DJJ monthly	DJJ Office of Inspector General
Restraints and Isolation					
Number of restraints	11	0	2	Provider report submitted to DJJ monthly	Community Alternatives Section Monthly Report - Part 2
Number of seclusions	0	0	0	Provider report submitted to DJJ monthly	Community Alternatives Section Monthly Report - Part 2
Other Juvenile Injuries					
Juveniles who Suffered from Accidental Injury at the program	1	0	0	Provider report submitted to DJJ monthly	Addendum to Community Alternatives Monthly Report Marine and Wilderness Programs
Injury (*Serious) to any person (juvenile, employee, other) while on DJJ property/contracted property that requires medical treatment by a doctor, nurse practitioner, or EMT	2	0	0		DJJ - Community Alternative

AMIKids White Pines 1

Jonesville, SC

Individuals signing below affirm, under oath pursuant to SC Code 2-2-70, the information contained in this document is accurate as of the date listed, and there is supporting accurate as of the following date: 11-Jan-19
 DJJ Supervisor verified data from the Contract Administrator through the following method/process: *Providers submit Community Section Monthly Reports by the 5th of each month. These reports are, subsequently, reviewed by the Director of Community Alternatives. DJJ is verifying that the data has been received by a Third-party vendor. We cannot attest to accuracy of the data.*
 Community Alternatives Section Monthly Report and Daily Population Reports, Event Reports

Contract Administrator: Jennifer Loschiavo

Facility			
Type of Facility	Marine and Wilderness Camp — Staff Secure		
Contract Dates	Entered:		
Contract Payments (Amount and When paid)	Amount		
Buildings housing juveniles	White Pines 1		
Unit, Capacity & Gender	Unit	Capacity	Gender
	Dorm 1	15	Male
	Dorm 2	15	Male

*Camp White Pines 1 has a DSS licensed facility of 40 juveniles, however SCDJJ does not exceed placement of

Juveniles					
Direct Care to Juvenile Ratio	1:6				
Type of Juveniles Housed	Probation or Commitment				
Max Stay	Length of Stay Varies				
Number of...	Fiscal Year to Date	Nov-18	Dec-18	Notes	Data Source
Juveniles	121	15	18	Number of unique juveniles with a location hold record at a Marine/Wilderness Camp during the month	JJMS (Juvenile Justice Management System)
# of admissions	26	2	7	Provider report submitted to DJJ monthly	Community Alternatives Section Monthly Report - Part 1
# of successful discharges	22	3	3	Provider report submitted to DJJ monthly	Community Alternatives Section Monthly Report - Part 1
Avg. length of stay for successful discharge (days)	123	117.67	133	Provider report submitted to DJJ monthly	Community Alternatives Section Monthly Report - Part 1
# of unsuccessful discharges	1	0	0	Provider report submitted to DJJ monthly	Community Alternatives Section Monthly Report - Part 1
Avg. length of stay for unsuccessful discharge (days)	147	n/a	n/a	Provider report submitted to DJJ monthly	Community Alternatives Section Monthly Report - Part 1
Overall avg. length of stay (days)	124	117.67	133	Provider report submitted to DJJ monthly	Community Alternatives Section Monthly Report - Part 1
# of discharges within prescribed time frames	22	3	3	Provider report submitted to DJJ monthly	Addendum to Community Alternatives Monthly Report Marine and Wilderness Programs
# of juveniles referred to facility by DJJ (only DJJ can make referrals)	39	6	10	Provider report submitted to DJJ monthly	Addendum to Community Alternatives Monthly Report Marine and Wilderness Programs
# of juveniles accepted by facility	39	6	10	Provider report submitted to DJJ monthly	Addendum to Community Alternatives Monthly Report Marine and Wilderness Programs
Number of Juveniles by Most Serious Offense...	Fiscal Year to Date	Nov-18	Dec-18	Notes	Data Source
Status offenses as defined in SC Code 63-19-20(9)	5	1	1	If a juvenile has multiple offenses, the juvenile is classified by the most serious offense	JJMS (Juvenile Justice Management System)
Probation violation of Status offenses	0	0	0		JJMS (Juvenile Justice Management System)
Contempt of court violation of Status offenses	4	0	0		JJMS (Juvenile Justice Management System)
Violent Crime offenses as defined in SC Code 16-1-60	17	2	3		JJMS (Juvenile Justice Management System)
Probation Violations for felony offenses	24	4	5		JJMS (Juvenile Justice Management System)
All other felony offenses	46	6	3		JJMS (Juvenile Justice Management System)
Probation violation for misdemeanor offenses	12	1	3		JJMS (Juvenile Justice Management System)
All other misdemeanor offenses	15	1	3		JJMS (Juvenile Justice Management System)
Discharge Placements...	Fiscal Year to Date	Nov-18	Dec-18	Notes	Data Source
A. Higher level of care	1	0	0	Provider report submitted to DJJ monthly	Community Alternatives Section Monthly Report - Part 1
B. Same level of care	0	0	0	Provider report submitted to DJJ monthly	Community Alternatives Section Monthly Report - Part 1
C. Lower level of care	0	0	0	Provider report submitted to DJJ monthly	Community Alternatives Section Monthly Report - Part 1
D. In Patient Psychiatric	0	0	0	Provider report submitted to DJJ monthly	Community Alternatives Section Monthly Report - Part 1
E. In Patient Substance Abuse	0	0	0	Provider report submitted to DJJ monthly	Community Alternatives Section Monthly Report - Part 1
F. Home	21	3	3	Provider report submitted to DJJ monthly	Community Alternatives Section Monthly Report - Part 1
G. Secure Custody	1	0	0	Provider report submitted to DJJ monthly	Community Alternatives Section Monthly Report - Part 1
H. Other (Specify)	0	0	0	Provider report submitted to DJJ monthly	Community Alternatives Section Monthly Report - Part 1

Facility Management, Security, & Data Collection	
3rd Party Administrator Company:	AMIKids, Inc.
Contract Administrator:	Steven Crisp (effective 8/22/2016)

Data Collected and Reported					
Note: Data tracked at these facilities is not the exact same as data tracked at BRRC, JDC, MEC, CEC, and UEC because these facilities do not track PbS data.					
Number of ...	Fiscal Year to Date	Nov-18	Dec-18	Notes	Data Source
Deaths	0	0	0		DJJ - Community Alternative
Runaways	0	0	0	Provider report submitted to DJJ monthly	Addendum to Community Alternatives Monthly Report Marine and Wilderness Programs
Escapes	0	0	0	Provider report submitted to DJJ monthly	Addendum to Community Alternatives Monthly Report Marine and Wilderness Programs
Fights, Assaults and Abuse					
Juveniles Injured in an Assault at the program	0	0	0	Provider report submitted to DJJ monthly	Addendum to Community Alternatives Monthly Report Marine and Wilderness Programs
Juveniles with Substantiated (by DJJ IG) Abuse and Neglect Allegations at the program	0	0	0	Provider report submitted to DJJ monthly	DJJ Office of Inspector General
Restraints and Isolation					
Number of restraints	0	0	0	Provider report submitted to DJJ monthly	Community Alternatives Section Monthly Report - Part 2
Number of seclusions	0	0	0	Provider report submitted to DJJ monthly	Community Alternatives Section Monthly Report - Part 2
Other Juvenile Injuries					
Juveniles who Suffered from Accidental Injury at the program	0	0	0	Provider report submitted to DJJ monthly	Addendum to Community Alternatives Monthly Report Marine and Wilderness Programs
Injury (*Serious) to any person (juvenile, employee, other) while on DJJ property/contracted property that requires medical treatment by a doctor, nurse practitioner, or FMT	0	0	0		DJJ - Community Alternative

AMIKids White Pines 2
Jonesville, SC

Individuals signing below affirm, under oath pursuant to SC Code 2-2-70, the information contained in this document is accurate as of the date listed, and there is supporting documentation, if accurate as of the following date: **11-Jan-19**
 DJJ Supervisor verified data from the Contract Administrator through the following method/process: *Providers submit Community Section Monthly Reports by the 5th of each month. These reports are, subsequently, reviewed by the Director of Community Alternatives. DJJ is verifying that the data has been received by a Third-party vendor. We cannot attest to accuracy of the data.*
 Community Alternatives Section Monthly Report and Daily Population Reports, Event Reports

Contract Administrator: Jennifer Loschiavo

Facility		
Type of Facility	Marine and Wilderness Camp — <i>Staff Secure</i>	
Contract Dates	Entered:	
Contract Payments (Amount and When paid)	Amount	
Buildings housing juveniles	White Pines 2	
Unit, Capacity & Gender	Unit	Capacity
	Dorm 1	10
	Dorm 2	10
	Gender	Male
		Male

*Camp White Pines 2 has a DSS licensed facility of 40 juveniles, however SCDJJ does not exceed placement of 20

Juveniles		
Direct Care to Juvenile Ratio	1:4	
Type of Juveniles Housed	Probation, Commitment, or Alternative to Detention	
Max Stay	Length of Stay Varies	

Number of...	Fiscal Year to Date	Nov-18	Dec-18	Notes	Data Source
Juveniles	95	20	18	Number of unique juveniles with a location hold record at a Marine/Wilderness Camp during the month	JIMS (Juvenile Justice Management System)
# of admissions	23	4	2	Provider report submitted to DJJ monthly	Community Alternatives Section Monthly Report - Part 1
# of successful discharges	15	4	4	Provider report submitted to DJJ monthly	Community Alternatives Section Monthly Report - Part 1
Avg. length of stay for successful discharge (days)	115	98	110	Provider report submitted to DJJ monthly	Community Alternatives Section Monthly Report - Part 1
# of unsuccessful discharges	6	0	4	Provider report submitted to DJJ monthly	Community Alternatives Section Monthly Report - Part 1
Avg. length of stay for unsuccessful discharge (days)	49	n/a	64	Provider report submitted to DJJ monthly	Community Alternatives Section Monthly Report - Part 1
Overall avg. length of stay (days)	101	98	89	Provider report submitted to DJJ monthly	Community Alternatives Section Monthly Report - Part 1
# of discharges within prescribed time frames	7	0	0	Provider report submitted to DJJ monthly	Addendum to Community Alternatives Monthly Report Marine and Wilderness Programs
# of juveniles referred to facility by DJJ (only DJJ can make referrals)	90	17	9	Provider report submitted to DJJ monthly	Addendum to Community Alternatives Monthly Report Marine and Wilderness Programs
# of juveniles accepted by facility	67	7	6	Provider report submitted to DJJ monthly	Addendum to Community Alternatives Monthly Report Marine and Wilderness Programs
Number of Juveniles by Most Serious Offense...	Fiscal Year to Date	Nov-18	Dec-18	Notes	Data Source
Status offenses as defined in SC Code 63-19-20(9)	2	1	0	If a juvenile has multiple offenses, the juvenile is classified by the most serious offense	JIMS (Juvenile Justice Management System)
Probation violation of Status offenses	0	0	0		JIMS (Juvenile Justice Management System)
Contempt of court violation of Status offenses	0	0	0		JIMS (Juvenile Justice Management System)
Violent Crime offenses as defined in SC Code 16-1-60	4	1	1		JIMS (Juvenile Justice Management System)
Probation Violations for felony offenses	12	3	3		JIMS (Juvenile Justice Management System)
All other felony offenses	25	5	6		JIMS (Juvenile Justice Management System)
Probation violation for misdemeanor offenses	9	2	2		JIMS (Juvenile Justice Management System)
All other misdemeanor offenses	41	7	6		JIMS (Juvenile Justice Management System)
Discharge Placements...	Fiscal Year to Date	Nov-18	Dec-18	Notes	Data Source
A. Higher level of care	0	0	0	Provider report submitted to DJJ monthly	Community Alternatives Section Monthly Report - Part 1
B. Same Level of care	0	0	0	Provider report submitted to DJJ monthly	Community Alternatives Section Monthly Report - Part 1
C. Lower level of care	0	0	0	Provider report submitted to DJJ monthly	Community Alternatives Section Monthly Report - Part 1
D. In Patient Psychiatric	0	0	0	Provider report submitted to DJJ monthly	Community Alternatives Section Monthly Report - Part 1
E. In Patient Substance Abuse	0	0	0	Provider report submitted to DJJ monthly	Community Alternatives Section Monthly Report - Part 1
F. Home	13	3	3	Provider report submitted to DJJ monthly	Community Alternatives Section Monthly Report - Part 1
G. Secure Custody	7	1	4	Provider report submitted to DJJ monthly	Community Alternatives Section Monthly Report - Part 1
H. Other (Specify)	1	0	1	Provider report submitted to DJJ monthly	Community Alternatives Section Monthly Report - Part 1

Facility Management, Security, & Data Collection	
3rd Party Administrator Company:	AMIKids, Inc.
Contract Administrator:	

Data Collected and Reported					
Note: Data tracked at these facilities is not the exact same as data tracked at BRRC, JDC, MEC, CEC, and UEC because these facilities do not track Pbs data.					
Number of ...	Fiscal Year to Date	Nov-18	Dec-18	Notes	Data Source
Deaths	0	0	0		DJJ - Community Alternative
Runaways	0	0	4	Provider report submitted to DJJ monthly	Addendum to Community Alternatives Monthly Report Marine and Wilderness Programs
Escapes	0	0	0	Provider report submitted to DJJ monthly	Addendum to Community Alternatives Monthly Report Marine and Wilderness Programs
Fights, Assaults and Abuse					
Juveniles Injured in an Assault at the program	0	0	0	Provider report submitted to DJJ monthly	Addendum to Community Alternatives Monthly Report Marine and Wilderness Programs
Juveniles with Substantiated (by DJJ IG) Abuse and Neglect Allegations at the program	0	0	0	Provider report submitted to DJJ monthly	DJJ Office of Inspector General
Restraints and Isolation					
Number of restraints	0	0	0	Provider report submitted to DJJ monthly	Community Alternatives Section Monthly Report - Part 2
Number of seclusions	0	0	0	Provider report submitted to DJJ monthly	Community Alternatives Section Monthly Report - Part 2
Other Juvenile Injuries					
Juveniles who Suffered from Accidental Injury at the program	0	0	0	Provider report submitted to DJJ monthly	Addendum to Community Alternatives Monthly Report Marine and Wilderness Programs
Injury (*Serious) to any person (juvenile, employee, other) while on DJJ property/contracted property that requires medical treatment by a doctor, nurse practitioner, or EMT	0	0	0		DJJ - Community Alternative

Generations Group Home
Simpsonville, SC

Individuals signing below affirm, under oath pursuant to SC Code 2-2-70, the information contained in this document is accurate as of the date listed, and there is supporting Accurate as of the following date: 11-Jan-19
 DJJ Supervisor verified data from the Contract Administrator through the following method/process: *Providers submit Community Section Monthly Reports by the 5th of each month. These reports are, subsequently, reviewed by the Director of Community Alternatives. DJJ is verifying that the data has been received by a Third-party vendor. We cannot attest to accuracy of the data.*
 Community Alternatives Section Monthly Report and Daily Population Reports, Event Reports

Contract Administrator: Jennifer Loschiavo

Type of Facility	Facility		
Contract Dates	Marine and Wilderness Camp -- Staff Secure		
Contract Payments (Amount and When paid)	Entered:	Amount	
Buildings housing juveniles	Bridges		
Unit, Capacity & Gender	Unit	Capacity	Gender
	Russell	10	Male
	Murray	16	Male

Juveniles					
Direct Care to Juvenile Ratio	1:8				
Type of Juveniles Housed	Probation or Commitment				
Max Stay	Length of Stay Varies				
Number of...	Fiscal Year to Date	Nov-18	Dec-18	Notes	Data Source
Juveniles	252	40	43	Number of unique juveniles with a location hold record at a Marine/Wilderness Camp during the month	JJMS (Juvenile Justice Management System)
# of admissions	6	0	3	Provider report submitted to DJJ monthly	Community Alternatives Section Monthly Report - Part 1
# of successful discharges	10	2	1	Provider report submitted to DJJ monthly	Community Alternatives Section Monthly Report - Part 1
Avg. length of stay for successful discharge (days)	2069	319	57	Provider report submitted to DJJ monthly	Community Alternatives Section Monthly Report - Part 1
# of unsuccessful discharges	1	0	0	Provider report submitted to DJJ monthly	Community Alternatives Section Monthly Report - Part 1
Avg. length of stay for unsuccessful discharge (days)	472	n/a	n/a	Provider report submitted to DJJ monthly	Community Alternatives Section Monthly Report - Part 1
Overall avg. length of stay (days)	2259	319	57	Provider report submitted to DJJ monthly	Community Alternatives Section Monthly Report - Part 1
# of discharges within prescribed time frames	3	1	1	Provider report submitted to DJJ monthly	Addendum to Community Alternatives Monthly Report Marine and Wilderness Programs
# of juveniles referred to facility by DJJ (only DJJ can make referrals)	20	4	4	Provider report submitted to DJJ monthly	Addendum to Community Alternatives Monthly Report Marine and Wilderness Programs
# of juveniles accepted by facility	18	4	3	Provider report submitted to DJJ monthly	Addendum to Community Alternatives Monthly Report Marine and Wilderness Programs
Number of Juveniles by Most Serious Offense...	Fiscal Year to Date	Nov-18	Dec-18	Notes	Data Source
Status offenses as defined in SC Code 63-19-20(9)	0	0	0	If a juvenile has multiple offenses, the juvenile is classified by the most serious offense	JJMS (Juvenile Justice Management System)
Probation violation of Status offenses	0	0	0		JJMS (Juvenile Justice Management System)
Contempt of court violation of Status offenses	0	0	0		JJMS (Juvenile Justice Management System)
Violent Crime offenses as defined in SC Code 16-1-60	21	4	4		JJMS (Juvenile Justice Management System)
Probation Violations for felony offenses	28	3	3		JJMS (Juvenile Justice Management System)
All other felony offenses	111	17	18		JJMS (Juvenile Justice Management System)
Probation violation for misdemeanor offenses	4	0	0		JJMS (Juvenile Justice Management System)
All other misdemeanor offenses	80	14	16		JJMS (Juvenile Justice Management System)
Discharge Placements...	Fiscal Year to Date	Nov-18	Dec-18	Notes	Data Source
A. Higher level of care	0	0	0	Provider report submitted to DJJ monthly	Community Alternatives Section Monthly Report - Part 1
B. Same Level of care	0	0	0	Provider report submitted to DJJ monthly	Community Alternatives Section Monthly Report - Part 1
C. Lower level of care	2	0	1	Provider report submitted to DJJ monthly	Community Alternatives Section Monthly Report - Part 1
D. In Patient Psychiatric	0	0	0	Provider report submitted to DJJ monthly	Community Alternatives Section Monthly Report - Part 1
E. In Patient Substance Abuse	0	0	0	Provider report submitted to DJJ monthly	Community Alternatives Section Monthly Report - Part 1
F. Home	9	2	0	Provider report submitted to DJJ monthly	Community Alternatives Section Monthly Report - Part 1
G. Secure Custody	0	0	0	Provider report submitted to DJJ monthly	Community Alternatives Section Monthly Report - Part 1
H. Other (Specify)	0	0	0	Provider report submitted to DJJ monthly	Community Alternatives Section Monthly Report - Part 1

Facility Management, Security, & Data Collection

3rd Party Administrator Company:
 Contract Administrator:

Data Collected and Reported

Note: Data tracked at these facilities is not the exact same as data tracked at BRRC, JDC, MEC, CEC, and UEC because these facilities do not track PbS data.

Number of ...	Fiscal Year to Date	Nov-18	Dec-18	Notes	Data Source
Deaths	0	0	0		DJJ - Community Alternative
Runaways	0	0	0	Provider report submitted to DJJ monthly	Addendum to Community Alternatives Monthly Report Marine and Wilderness Programs
Escapes	0	0	0	Provider report submitted to DJJ monthly	Addendum to Community Alternatives Monthly Report Marine and Wilderness Programs
Fights, Assaults and Abuse					
Juveniles Injured in an Assault at the program	0	0	0	Provider report submitted to DJJ monthly	Addendum to Community Alternatives Monthly Report Marine and Wilderness Programs
Juveniles with Substantiated (by DJJ IG) Abuse and Neglect Allegations at the program	0	0	0	Provider report submitted to DJJ monthly	DJJ Office of Inspector General
Restraints and Isolation					
Number of restraints	1	0	0	Provider report submitted to DJJ monthly	Community Alternatives Section Monthly Report - Part 2
Number of seclusions	0	0	0	Provider report submitted to DJJ monthly	Community Alternatives Section Monthly Report - Part 2
Other Juvenile Injuries					
Juveniles who Suffered from Accidental Injury at the program	0	0	0	Provider report submitted to DJJ monthly	Addendum to Community Alternatives Monthly Report Marine and Wilderness Programs
Injury ("Serious") to any person (juvenile, employee, other) while on DJJ property/contracted property that requires medical treatment by a doctor, nurse practitioner, or EMT	0	0	0		DJJ - Community Alternative

Camp Ghigau
Tamassee, SC

Individuals signing below affirm, under oath pursuant to SC Code 2-2-70, the information contained in this document is accurate as of the date listed, and there is supporting accurate as of the following date: 11-Jan-19
 DJJ Supervisor verified data from the Contract Administrator through the following method/process: *Providers submit Community Section Monthly Reports by the 5th of each month. These reports are, subsequently, reviewed by the Director of Community Alternatives. DJJ is verifying that the data has been received by a Third-party vendor. We cannot attest to accuracy of the data.*
 Community Alternatives Section Monthly Report and Daily Population Reports, Event Reports

Contract Administrator: Jennifer Loschiavo

Type of Facility	Facility		
Contract Dates	Marine and Wilderness Camp -- Staff Secure		
Contract Payments (Amount and When paid)	Entered:		
Buildings housing juveniles	Amount		
Unit, Capacity & Gender	Camp Ghigau		
	Unit	Capacity	Gender
	Dorm 1	14	Male
	Dorm 2	14	Male

Juveniles					
Direct Care to Juvenile Ratio	1:8				
Type of Juveniles Housed	Probation or Commitment				
Max Stay	Length of Stay Varies				
Number of...	Fiscal Year to Date	Nov-18	Dec-18	Notes	Data Source
Juveniles	59	7	9	Number of unique juveniles with a location hold record at a Marine/Wilderness Camp during the month	JJMS (Juvenile Justice Management System)
# of admissions	12	1	1	Provider report submitted to DJJ monthly	Community Alternatives Section Monthly Report - Part 1
# of successful discharges	9	1	1	Provider report submitted to DJJ monthly	Community Alternatives Section Monthly Report - Part 1
Avg. length of stay for successful discharge (days)	125	231	65	Provider report submitted to DJJ monthly	Community Alternatives Section Monthly Report - Part 1
# of unsuccessful discharges	8	0	2	Provider report submitted to DJJ monthly	Community Alternatives Section Monthly Report - Part 1
Avg. length of stay for unsuccessful discharge (days)	63	n/a	79	Provider report submitted to DJJ monthly	Community Alternatives Section Monthly Report - Part 1
Overall avg. length of stay (days)	116	231	74	Provider report submitted to DJJ monthly	Addendum to Community Alternatives Monthly Report Marine and Wilderness Programs
# of discharges within prescribed time frames	11	0	2	Provider report submitted to DJJ monthly	Addendum to Community Alternatives Monthly Report Marine and Wilderness Programs
# of juveniles referred to facility by DJJ (only DJJ can make referrals)	20	1	2	Provider report submitted to DJJ monthly	Addendum to Community Alternatives Monthly Report Marine and Wilderness Programs
# of juveniles accepted by facility	14	1	1	Provider report submitted to DJJ monthly	Addendum to Community Alternatives Monthly Report Marine and Wilderness Programs
Number of Juveniles by Most Serious Offense...	Fiscal Year to Date	Nov-18	Dec-18	Notes	Data Source
Status offenses as defined in SC Code 63-19-20(9)	1	0	0	If a juvenile has multiple offenses, the juvenile is classified by the most serious offense	JJMS (Juvenile Justice Management System)
Probation violation of Status offenses	0	0	0		JJMS (Juvenile Justice Management System)
Contempt of court violation of Status offenses	0	0	0		JJMS (Juvenile Justice Management System)
Violent Crime offenses as defined in SC Code 16-1-60	5	1	0		JJMS (Juvenile Justice Management System)
Probation Violations for felony offenses	3	0	0		JJMS (Juvenile Justice Management System)
All other felony offenses	12	1	1		JJMS (Juvenile Justice Management System)
Probation violation for misdemeanor offenses	15	2	4		JJMS (Juvenile Justice Management System)
All other misdemeanor offenses	18	2	4		JJMS (Juvenile Justice Management System)
Discharge Placements...	Fiscal Year to Date	Nov-18	Dec-18	Notes	Data Source
A. Higher level of care	1	0	1	Provider report submitted to DJJ monthly	Community Alternatives Section Monthly Report - Part 1
B. Same level of care	1	0	1	Provider report submitted to DJJ monthly	Community Alternatives Section Monthly Report - Part 1
C. Lower level of care	0	0	0	Provider report submitted to DJJ monthly	Community Alternatives Section Monthly Report - Part 1
D. In Patient Psychiatric	1	0	0	Provider report submitted to DJJ monthly	Community Alternatives Section Monthly Report - Part 1
E. In Patient Substance Abuse	0	0	0	Provider report submitted to DJJ monthly	Community Alternatives Section Monthly Report - Part 1
F. Home	10	1	1	Provider report submitted to DJJ monthly	Community Alternatives Section Monthly Report - Part 1
G. Secure Custody	4	0	0	Provider report submitted to DJJ monthly	Community Alternatives Section Monthly Report - Part 1
H. Other (Specify)	0	0	0	Provider report submitted to DJJ monthly	Community Alternatives Section Monthly Report - Part 1

Facility Management, Security, & Data Collection

3rd Party Administrator Company:
 Contract Administrator:

Data Collected and Reported					
Note: Data tracked at these facilities is not the exact same as data tracked at BRRC, JDC, MEC, CEC, and UEC because these facilities do not track Pbs data.					
Number of ...	Fiscal Year to Date	Nov-18	Dec-18	Notes	Data Source
Deaths	0	0	0		DJJ - Community Alternative
Runaways	0	0	0	Provider report submitted to DJJ monthly	Addendum to Community Alternatives Monthly Report Marine and Wilderness Programs
Escapes	0	0	0	Provider report submitted to DJJ monthly	Addendum to Community Alternatives Monthly Report Marine and Wilderness Programs
Fights, Assaults and Abuse					
Juveniles Injured in an Assault at the program	0	0	0	Provider report submitted to DJJ monthly	Addendum to Community Alternatives Monthly Report Marine and Wilderness Programs
Juveniles with Substantiated (by DJJ IG) Abuse and Neglect Allegations at the program	0	0	0	Provider report submitted to DJJ monthly	DJJ Office of Inspector General
Restraints and Isolation					
Number of restraints	3	1	1	Provider report submitted to DJJ monthly	Community Alternatives Section Monthly Report - Part 2
Number of seclusions	0	0	0	Provider report submitted to DJJ monthly	Community Alternatives Section Monthly Report - Part 2
Other Juvenile Injuries					
Juveniles who Suffered from Accidental Injury at the program	1	0	0	Provider report submitted to DJJ monthly	Addendum to Community Alternatives Monthly Report Marine and Wilderness Programs
Injury (*Serious) to any person (juvenile, employee, other) while on DJJ property/contracted property that requires medical treatment by a doctor, nurse practitioner, or EMT	1	0	0		DJJ - Community Alternative

Clemson Youth Development Center

Aiken, SC

Individuals signing below affirm, under oath pursuant to SC Code 2-2-70, the information contained in this document is accurate as of the date listed, and there is accurate as of the following date: 1/11/2019
 DJJ Supervisor verified data from the Contract Administrator through Community Alternatives Section Monthly Report and Daily Population Reports, Event Reports the following method/process: Providers submit Community Section Monthly Reports by the 5th of each month. These reports are, subsequently, reviewed by the Director of Community Alternatives. DJJ is verifying that the data has been received by a Third-party vendor. We cannot attest to accuracy of the data.

Contract Administrator: Jennifer Loschiavo

Type of Facility	Marine and Wilderness Camp — Staff Secure		
Contract Dates	Entered:		
Contract Payments (Amount and When paid)	Amount		
Buildings housing juveniles	Clemson Youth Development Center		
Unit, Capacity & Gender	Unit	Capacity	Gender
	Oasis	16	female
	Bridges	16	female

Juveniles					
Direct Care to Juvenile Ratio	1:8				
Type of Juveniles Housed	Probation or Commitment				
Max Stay	Length of Stay Varies				
Number of...	Fiscal Year to Date	Nov-18	Dec-18	Notes	Data Source
Juveniles	100	17	17	Number of unique juveniles with a location hold record at a Marine/Wilderness Camp during the month	JJMS (Juvenile Justice Management System)
# of admissions	22	2	2	Provider report submitted to DJJ monthly	Community Alternatives Section Monthly Report - Part 1
# of successful discharges	9	2	0	Provider report submitted to DJJ monthly	Community Alternatives Section Monthly Report - Part 1
Avg. length of stay for successful discharge (days)	86	108	n/a	Provider report submitted to DJJ monthly	Community Alternatives Section Monthly Report - Part 1
# of unsuccessful discharges	7	0	1	Provider report submitted to DJJ monthly	Community Alternatives Section Monthly Report - Part 1
Avg. length of stay for unsuccessful discharge (days)	80	n/a	48	Provider report submitted to DJJ monthly	Community Alternatives Section Monthly Report - Part 1
Overall avg. length of stay (days)	73	108	48	Provider report submitted to DJJ monthly	Community Alternatives Section Monthly Report - Part 1
# of discharges within prescribed time frames	13	1	1	Provider report submitted to DJJ monthly	Addendum to Community Alternatives Monthly Report Marine and Wilderness Programs
# of juveniles referred to facility by DJJ (only DJJ can make referrals)	34	3	4	Provider report submitted to DJJ monthly	Addendum to Community Alternatives Monthly Report Marine and Wilderness Programs
# of juveniles accepted by facility	30	3	2	Provider report submitted to DJJ monthly	Addendum to Community Alternatives Monthly Report Marine and Wilderness Programs
Number of Juveniles by Most Serious Offense...	Fiscal Year to Date	Nov-18	Dec-18	Notes	Data Source
Status offenses as defined in SC Code 63-19-20(9)	11	2	0	If a juvenile has multiple offenses, the juvenile is classified by the most serious offense	JJMS (Juvenile Justice Management System)
Probation violation of Status offenses	6	0	0		JJMS (Juvenile Justice Management System)
Contempt of court violation of Status offenses	8	1	0		JJMS (Juvenile Justice Management System)
Violent Crime offenses as defined in SC Code 16-1-60	0	0	0		JJMS (Juvenile Justice Management System)
Probation Violations for felony offenses	20	5	5		JJMS (Juvenile Justice Management System)
All other felony offenses	13	2	4		JJMS (Juvenile Justice Management System)
Probation violation for misdemeanor offenses	27	5	4		JJMS (Juvenile Justice Management System)
All other misdemeanor offenses	14	2	4		JJMS (Juvenile Justice Management System)
Discharge Placements...	Fiscal Year to Date	Nov-18	Dec-18	Notes	Data Source
A. Higher level of care	1	0	0	Provider report submitted to DJJ monthly	Community Alternatives Section Monthly Report - Part 1
B. Same level of care	1	0	0	Provider report submitted to DJJ monthly	Community Alternatives Section Monthly Report - Part 1
C. Lower level of care	0	0	0	Provider report submitted to DJJ monthly	Community Alternatives Section Monthly Report - Part 1
D. In Patient Psychiatric	0	0	0	Provider report submitted to DJJ monthly	Community Alternatives Section Monthly Report - Part 1
E. In Patient Substance Abuse	0	0	0	Provider report submitted to DJJ monthly	Community Alternatives Section Monthly Report - Part 1
F. Home	11	2	1	Provider report submitted to DJJ monthly	Community Alternatives Section Monthly Report - Part 1
G. Secure Custody	3	0	0	Provider report submitted to DJJ monthly	Community Alternatives Section Monthly Report - Part 1
H. Other (Specify)	0	0	0	Provider report submitted to DJJ monthly	Community Alternatives Section Monthly Report - Part 1

Facility Management, Security, & Data Collection	
3rd Party Administrator Company:	Clemson Youth Learning Institute
Contract Administrator:	Carlos Gore (effective 2/2014)

Data Collected and Reported					
Note: Data tracked at these facilities is not the exact same as data tracked at BRRC, JDC, MEC, CEC, and UEC because these facilities do not track Pbs data.					
Number of ...	Fiscal Year to Date	Nov-18	Dec-18	Notes	Data Source
Deaths	0	0	0		DJJ - Community Alternative
Runaways	0	0	0	Provider report submitted to DJJ monthly	Addendum to Community Alternatives Monthly Report Marine and Wilderness Programs
Escapes	0	0	0	Provider report submitted to DJJ monthly	Addendum to Community Alternatives Monthly Report Marine and Wilderness Programs
Fights, Assaults and Abuse					
Juveniles Injured in an Assault at the program	0	0	0	Provider report submitted to DJJ monthly	Addendum to Community Alternatives Monthly Report Marine and Wilderness Programs
Juveniles with Substantiated (by DJJ IG) Abuse and Neglect Allegations at the program	0	0	0	Provider report submitted to DJJ monthly	DJJ Office of Inspector General
Restraints and Isolation					
Number of restraints	0	0	0	Provider report submitted to DJJ monthly	Community Alternatives Section Monthly Report - Part 2
Number of seclusions	0	0	0	Provider report submitted to DJJ monthly	Community Alternatives Section Monthly Report - Part 2
Other Juvenile Injuries					
Juveniles who Suffered from Accidental Injury at the program	1	0	0	Provider report submitted to DJJ monthly	Addendum to Community Alternatives Monthly Report Marine and Wilderness Programs
Injury (*Serious) to any person (juvenile, employee, other) while on DJJ property/contracted property that requires medical treatment by a doctor, nurse, practitioner, or FMT	1	0	0		DJJ - Community Alternative